

TRX 6500

THE **ERGIT** SERIES



TRX 6500

Top of the range super-compact

AGILITY
COMFORT
PROTECTION

Narrow rows, wide-leaf crops, canopy vineyards, rough terrain, terraces: TRX 6500 is a specialised, "customised" and multi-purpose tractor that has been designed for use in cramped spaces and on the steepest slopes. Its compact structure, minimum steering radius and brilliant engine performance, combined with constant stability and traction, assure efficient work in all situations, including hilly and rough terrain.



The reversible driving system and the elevated level of ergonomics simplify work and increase efficiency and rapidity, thus achieving considerable savings in time and consumption. The TRX 6500 can work with many pieces of specific equipment for ploughing, treatment, fruit harvesting and stables management. Leaving agriculture, the tractor is also ideal for road maintenance, ground care, forestry and worksites.



ERGONOMICS & COMFORT

The tapered and racy design helps the tractor to manoeuvre in fields and increases operator visibility of the equipment and the surrounding terrain. The spacious driving position is easy to access and protects the operator.

The operating station is suspended on silent-blocks, which absorb vibrations and noise. Thanks to the ACTIO™ Chassis, the driving position coincides with the centre of oscillation of the tractor. Sideways jerking and stress are very limited and operator fatigue is reduced, even after many hours. The on-board instrumentation is elegant, functional and intuitive.



MACHINE AND TOOL

The integrated lifting /hydraulic system/ PTO assembly allows a large number of front, rear or combined tools to be used, keeping alignment, traction and stability unaltered. The hydraulic remotes with 1 double acting distributor with floating position, 1 oil reflow. There are 3 rear snap-on couplers. The two speed PTO: 540 rpm, 540 E (750 rpm) is synchronised with gear speeds. The PTO shaft (ASAE 1 3/8) is the same for all speeds.

On request, the TRX 6500 can be fitted with the power lift with hydraulic suspension and the ON/OFF joystick.

ENGINE: POWERFUL AND QUIET



- + **Reliability:** quality of components
- + **Comfort:** minimum vibrations, noise, and emissions
- + **Saving:** very low fuel consumption



CABIN: "STARLIGHT"

The StarLight cab features a spherically curved, simple and essential design. Thanks to its airtight seals and integrated hinges, it has no projecting parts and can therefore penetrate the narrowest rows without damaging flowering plants or fruit.

The front and rear windows offer full visibility of equipment and the roadway. The ventilation system features a rapid front windscreen defogging system. The acoustic comfort is similar to that of a car due to the internal layer of sound-absorbing material on the cabin walls.







CHASSIS: "EASYSTAR"

The EasyStar chassis was designed to assure comfort, ergonomics, safety, working space and visibility of equipment even when reversing. The basic configuration, which protects the operator from bad weather and sunshine, features a 6-upright chassis with protective roof and left-hand rear view mirror.

Customers can purchase further accessories to complete the basis chassis (such as front and rear windscreens complete with wipers). Operators can therefore work even in pouring rain and in the toughest conditions.



StarLight cab	EasyStar chassis						
							
2100÷2170	2000÷2070						
							
1795÷1860*	2195÷2260						
DIMENSIONS	<table border="1"> <tr> <td>720÷870</td> <td>1595</td> <td>980</td> </tr> <tr> <td colspan="3">3295÷3445</td> </tr> </table>	720÷870	1595	980	3295÷3445		
720÷870	1595	980					
3295÷3445							
*Height calculated with the operator of average height sitting (cm 175)							

TECHNICAL DATA: TRX 6500

THE **ERGIT** SERIES



Chassis	"ACTIO™" – Full chassis with oscillation • Reversibility RGS™ • Steering wheels • 4 equal wheel drive • Front and rear final drive						
Engine Type	Diesel indirect injection with counter rotating weight system Emissions Regulations: Stage 3A Displacement (CC): 2216 Maximum engine revs: 2600 Cooling: Water						
	N° Cylinders: 4 Turbo		Power kW/HP (97/68/CE): 41,5/57				Torque max (Nm/revs): 185/1800
	Tank Capacity (litres): 50						
Transmission	Synchronised 32 speed gear box: 16 forward and 16 reverse with synchronised inverter						
PTO	Rear, independent and synchronised at 540/540E rpm with progressive electrohydraulic engagement						
Shaft	Profile 1" 3/8 with 6 splines with facilitated engagement						
Transmission clutch	Hydraulic control, without the need for adjustment						
Drive disengagement	Electrohydraulic control on the front						
Rear hydraulic lift	With 3 point hitch cat. 1 - Capacity (Kg): 2100						
Operating Pressure (bar)	160						
Steering	Hydraulic with 2 pistons						
Brakes	Standard: hydraulic front and rear disk brakes in oil bath, rear steering brakes Independent emergency and parking brake: band type on transmission						
Platform	Suspended on Silent Block						
Tyres	250/80 R18	300/80-15.3	320/65 R18	300/70 R20	280/70 R18	340/65 R18	31x15.50-15
Min. ext. width (mm)	1380	1445	1460	1410	1420	1485	1690
Ground clearance (mm)	275	275	275	310	275	285	240
Weight in order of speed (Kg):	With roll bar: 2000		With chassis: 2110		With cab: 2190		
Standard Features	<ul style="list-style-type: none"> • Reversible control tower • Rear or front/rear differential lock with electrohydraulic control • Fixed lifting arms • Adjustable, suspension seat with safety belt • Protection roll bar • Adjustable wheel rims • Auxiliary rear hydraulic remotes with 1 double acting distributor with floating position, 1 oil reflow (total 3 quick couplings) • Rear adjustable height tow hitch • Front tow hitch • Multifunctional digital instrument • Battery • Electrical power point • Safety starting device on the inverter and PTO 						
Optional Features	<ul style="list-style-type: none"> • Star Light cab with air conditioning system and window on the roof, suspended on Silent Blocks • EasyStar safety chassis with 6 uprights, fitted on Silent-block, with roof and left rear view mirror, (optional) front and rear windscreens complete with wipers and right rear view mirror • Lift and hydraulic quick couplers controlled by double speed "ON/OFF" Joystick • Rear power lift with suspension (2+2 pistons) • Hydraulic power lift with draft and position control • Front power lift • Hydraulic third hitch and vertical tie-rod • Adjustable lifting arms with quick release couplings • Pneumatic seat • Slider tow hitch • Pair of front/rear ballasts • Cast iron wheel flanges for 20" rear wheels • Front bullbar 						

The description and illustrations in this brochure are provided simply for information purposes; they are not binding and may be varied at any time without notice.

ANTONIO CARRARO SPA
Via Caltana, 24
35011 Campodarsego Padova ITALY
info@antoniocarraro.it
antoniocarraro.com

COD. 4 7318 137 - 06/2012