



NEW HOLLAND CR

CR8070 | CR8080 | CR9070 | CR9080 | CR9090



NEW HOLLAND CR RANGE: TONS BETTER

New Holland revolutionized the way farmers harvested over 35 years ago with the introduction of ground-breaking Twin Rotor™ technology for combines. Today's latest generation of CR combines continues the pure rotary bloodline and offers the world's farmers best-in-class grain and straw quality thanks to the gentle multipass action. Innovative features such as the SmartTrax™, IntelliCruise, IntelliSteer™ and Opti-Spread™ systems further enhance productivity, and continue to ensure that the CR range is the most advanced and productive in the world.





HIGH CAPACITY HARVESTING

Back in 2008, Guinness World Records clocked the CR's predecessor as harvesting 551 tonnes in just eight hours. The latest CR raises the bar still further. The 571hp(CV) FPT Industrial Cursor 13 engine provides the power, and advanced harvesting technology including IntelliSteer™ auto guidance, means you can harvest around the clock without stopping. The CR, keeps going as long as you do.



SUPERIOR HARVEST QUALITY

Unsurpassed grain and straw quality is guaranteed courtesy of gentle, yet highly efficient Twin Rotor™ technology. Grain crackage is a thing of the past with an Industry leading figure of just 0.1%, Opti-Clean™ ensures the cleanest grain sample and you can choose between two types of rotor to match your individual harvesting needs.



LOWER OPERATING COSTS

ECOBlue™ SCR technology for Tier 4A compliance will significantly reduce your operating costs, by lowering your fuel consumption by up to 10%. When combined with long, 600 hour service intervals, and the SmartTrax™ system for reduced soil compaction, more money stays in your pocket. Always.

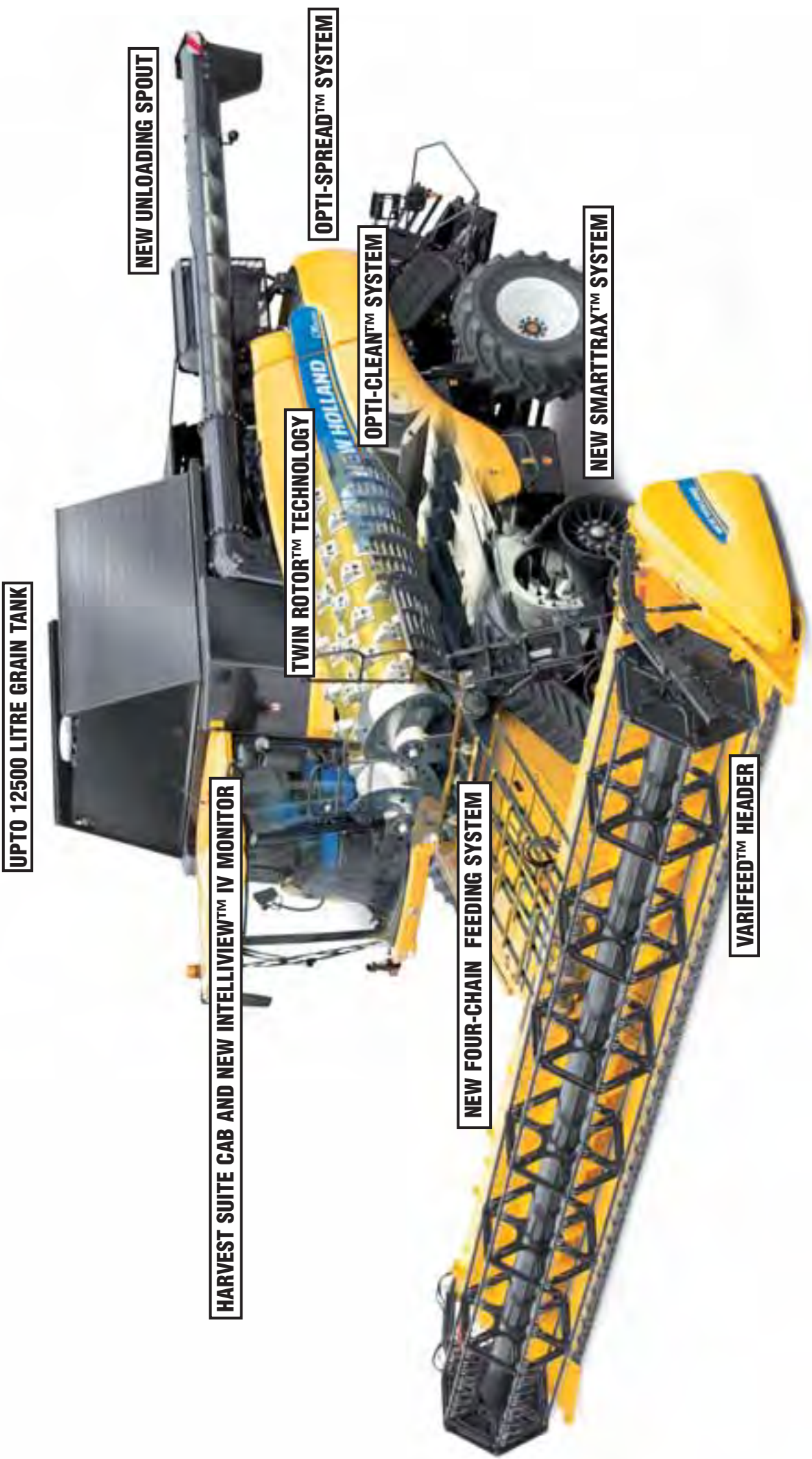


ABSOLUTE DRIVING PLEASURE

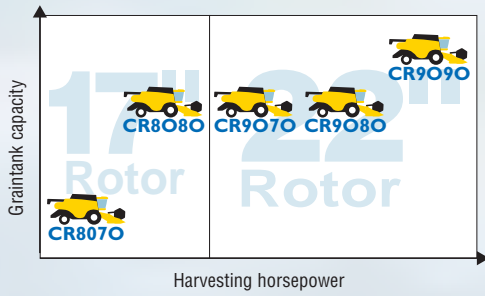
When you step up into the Harvest Suite cab you'll feel immediately at home. The biggest, 3.12m³, and quietest, 74dB(A) cab on the market boasts the IntelliView™ IV colour touchscreen monitor for intuitive operation and fingertip management of all key harvesting parameters for reduced fatigue and increased productivity during long harvesting days.

NEW CR
COMBINE+

CR RANGE: INSIGHT



EXACTLY WHAT IT SAYS ON THE SHIELDING



The performance of the CR combine is immediately obvious to customers. How? It's on the shielding. 'CR' stands for Rotary Combine. The first digit, either a 8 or a 9 refers to the size of the Twin Rotors. 8 for 17" models and 9 for the high capacity 22" variants. The final two digits, either 70, 80 or 90 indicate its position within the range. A higher number means a more powerful combine. Simple, isn't it!



A HISTORY OF MODERN COMBINING BY NEW HOLLAND

BUILT IN ZEDELGEM

The flagship CR models are built in Zedelgem, Belgium, home to New Holland's global Centre of Harvesting Excellence. It is here, over 100 years ago, that Leon Claeys built his very first threshing machine that revolutionised the way farmers harvested. Zedelgem is synonymous with harvesting firsts, in 1952 it produced the first European self-propelled combine harvester. Today, teams of dedicated engineers are committed to developing the next generation of harvesting products. The sophisticated product development process and the extensive knowledge of a dedicated workforce of a World Class Manufacturing facility ensure the CR range, together with all flagship harvesting products, the CX conventional combines, BB big square balers and FR forage harvester, continue to set the benchmark in harvesting.



1975: New Holland introduced the pioneering concept of Twin Rotor™ technology on the TR70 145-168hp(CV). The face of harvesting was changed forever.

1979: The second generation of Twin Rotors appeared in TR75, TR85 and TR95 formats, and their power was upped from 155-225hp(CV).

1984: A bigger cab, improved visibility and S³ rotors characterised the third generation of machines. Farmers welcomed TR76, TR86 and TR96 models.

1993: Almost a decade later, the TR87 and TR97 fourth generation combines made their mark with more power on offer.

1997: Simplified controls made harnessing even more power on the fifth generation TR88 and TR98 combines more efficient and productive.

1999: Six generations down the line, the higher grain handling capacity and enhanced visibility were the hallmarks of the TR89 and TR99 models.

2002: A sleek, fresh looking seventh generation graced the world's fields. The completely new styling, longer rotors, a larger cab and the first self-levelling cleaning system on a rotary combine all combined to make the CR960 and CR980 models highly desirable. By the way, did we forget to mention they produced up to 428hp(CV).

2004: The beginning of the new millennium saw production of Twin Rotor combines start in Zedelgem, Belgium, New Holland's Centre of Harvesting Excellence.

2005: Three decades of Twin Rotor™ success was celebrated with the introduction of the IntelliView™ II monitor for precision machine control.

2007: The CR Elevation series, was the eighth generation and featured a whole host of productivity boosting elements including: up to 530hp(CV) Tier 3 engines, Opti-Clean™ system and IntelliCruise™ system for consistent feed load, with smooth changes of speed for optimised performance and operator comfort.

2011 THE HISTORY OF SUCCESS CONTINUES!



2002



2004



2005



2007



2008



2010

2008: The CR9090 is crowned the world's highest capacity combine. It smashed the Guinness world harvesting record: officially harvesting 551 tonnes of wheat in just eight hours.

2010: The CR range celebrates its 35th anniversary. Production of the CR9060 for Latin America starts in Brazil.

2011: The ninth generation of Twin Rotor combines is launched, featuring Tier 4A compliant ECOBlue™ SCR engines, improved capacity, as well as best-in-class grain and straw quality.



LEADING FROM THE FRONT

New Holland knows that the harvesting process starts with the crop. How it enters the machine will determine the quality of the harvest, therefore, a vast range of grain headers to suit every type of crop and farm have been developed and built in-house to suit your needs. Headers are available in widths ranging from 6 - 10.7 metres and in a wide range of configurations that can be tailored to match your requirements.



EXTRA AND HIGH CAPACITY GRAIN HEADERS


In conventional farming situations, the traditional extra and high capacity grain headers are perfect. The Extra Capacity header offers mechanical reel drive for economical harvesting performance and an impressive 1150 cuts per minute for ultimate productivity. The High Capacity option features a heavy duty construction with a hydraulic reel drive, perfect for the heaviest crops. The large diameter auger and 1150 cuts per minute improves capacity, forward speed and intake volumes.



FULLY INTEGRATED RAPE KNIVES

Optional rape knives scythe through matted crops and can be quickly and simply fitted to the Varifeed™ header. Independently controlled they guarantee more efficient rape harvesting. When not required, they can be stored in the dedicated compartment on the header itself.

Grain headers		CR8070	CR8080	CR9070	CR9080	CR9090
High-Capacity grain header cutting width	(m)	6.10 - 9.15	6.10 - 9.15	7.31 - 9.15	7.31 - 9.15	7.31 - 9.15
Extra-Capacity grain header cutting width	(m)	6.10 - 9.15	6.10 - 9.15	7.31 - 9.15	7.31 - 9.15	7.31 - 9.15
Varifeed™ grain header cutting width	(m)	6.10 - 9.15	6.10 - 10.67	7.62 - 10.67	7.62 - 10.67	7.62 - 10.67
SuperFlex headers cutting width	(m)	6.10 - 10.67	6.10 - 10.67	6.10 - 10.67	6.10 - 10.67	6.10 - 10.67



VARIFEED™ GRAIN HEADERS: ADAPT TO ALL TYPES OF CROP

In order to guarantee optimum harvesting quality and a uniform cut in fields of different crop heights, the Varifeed™ header is your perfect partner. The knife can be adjusted by a full 575mm in its fore-aft position for ideal feeding. The 660 mm diameter auger with deep flights provides fast, smooth feeding even in the heaviest crops. Full-width retracting fingers between each auger flight move crop down and under the auger, and the reel can be electro-hydraulically adjusted in all directions from the cab for smooth, continuous feeding. These headers are available in 7.32 - 10.67 metres.



FLEXIBILITY FOR GUARANTEED HARVESTING EFFICIENCY

In undulating terrain, the SuperFlex Header is the default choice. The flexible knife bed can flex a full 110mm in uneven fields to ensure a close cut and uniform stubble height, and the full-floating auger with deep flights provides fast, smooth feeding even in the heaviest crops. When combined with 1150 cuts per minute and the hydraulic fore and aft reel adjustment, precise feeding and processing are a given. You can even maintain a pre-set ratio between reel speed and ground speed, so that when ground speed changes consistent feeding is guaranteed.



AUTOMATIC HEADER HEIGHT CONTROL

The advanced Automatic Header Height Control system is available in three operational modes:

- Compensation Mode uses a pre-established ground contact pressure that is hydraulically maintained to ensure efficient harvesting of laid or low growing crops such as peas and beans.
- Stubble Height Control maintains a pre-set stubble height by using sensors located on the straw elevator.
- The AutoFloat™ system uses a combination of sensors that ensure the header follows uneven terrain and automatically adjusts its position hydraulically to maintain uniform stubble height and to prevent the header digging into the ground.

A PERFECT MATCH

HIGH PERFORMANCE MAIZE HEADERS MATCH CR PRODUCTIVITY

New Holland harvesting experts have developed a wide range of maize headers which are the perfect match for the CR range. Available in eight and 12 row configurations; they have been engineered by design to offer robust productive performance in all harvesting conditions. Like combine. Like header.

FLIP-UP HEADERS FOR TROUBLE-FREE TRANSPORT

Maize headers can be ordered in both the traditional rigid and in flip-up versions for transport intensive operations. Automatic folding is engaged at the touch of a button from the comfort of the cab.



BEST-IN-CLASS STALK CHOPPING

For fine chopping and superb spreading of mulched material, integrated stalk choppers can be fitted. This is perfect for minimum or zero tillage operations. The cutting blade is situated underneath the header, and maximum flexibility is guaranteed thanks to individual row engagement. Customers agree: New Holland truly offers a 'best-in-class' solution.

Maize headers	CR8070	CR8080	CR9070	CR9080	CR9090
Number of rows flip-up maize headers	8	8	8	8	8
Number of rows rigid maize headers	–	–	12	12	12



DEPENDABLE OPERATION

Regardless of size, New Holland maize headers are designed for top harvesting performance in all crop conditions. The stalk rolls have four knives for aggressive pulling down of stalks of any size, and the deck plates are electronically adjustable from the cab to adapt to changing stalk and cob size. Optional rotary dividers further enhance the already smooth crop intake in laid maize crops.

ENHANCED PROTECTION FOR IMPROVED EFFICIENCY

The CR's feeding system has been significantly upgraded to enhance its already highly efficient operation. The feeder now features four chains with connecting slats on the CR9070, CR9080 and CR9090 models for improved crop flow and even smoother feeding into the Twin Rotors. The CR range benefits from an improved header lift capacity for ultimate productivity when working with even the very largest headers, and the Advanced Stone Protection system ensures the threshing mechanism is always fully protected.




ADVANCED STONE PROTECTION SYSTEM

The unique Automatic Stone Protection System (ASP) uses a detection sensor located under the closed lower drum of the straw elevator. When a foreign object is detected, the full width pivoting door automatically opens and it is ejected. This solution requires minimal operator input and ensures an unobstructed flow of the crop from the feeder to the rotors. This enhances grain and straw quality, as well as capacity, not forgetting the automatic protection of the internal feeding elements for an extended machine life.



MAKING BLOCKAGES A THING OF THE PAST

Header blockages are instantly cleared by the hydraulic reversing system. The entire header and elevator can be 'rocked' backwards and forwards to effectively unblock the machine for minimum downtime and maximum harvesting uptime.




INTELLICRUISE FOR INCREASED PRODUCTIVITY

The IntelliCruise™ Automatic Crop Feeding system automatically matches the forward speed to crop load. A sensor on the straw elevator driveline continually monitors the demand placed on the header, so in areas of lighter crop, forward speed is automatically increased to guarantee the combine always works at full capacity.



WORLD-CLASS GRAIN QUALITY

New Holland invented the Twin Rotor™ concept over 35 years ago, and has been refining and evolving this technology for almost four decades to offer farmers ever increasing capacity and improved grain and straw quality. New Holland also knows that no two farms are alike, so two different types and sizes of rotor have been developed to suit farmer' individual needs. The 17" standard rotors are fitted to the CR8070 - CR8080 models, and the heavy duty, high capacity 22" design are fitted to the CR9070, CR9080 and CR9090 models. A bespoke machine for top drawer quality and performance.




STRAW PROCESSING •

Once the straw has reached the end of the rotors, the 400mm diameter straw flow beater moves straw onto the Positive Straw Discharge belt. This belt directs the straw rearwards, for efficient flow through to the rear of the combine.


EVERYTHING IN GOOD TIME •

The rotor vanes can be precisely adjusted to either accelerate or slow down the crop flow to regulate the time provided to thresh and separate the grain.



CONCAVE FLEXIBILITY

For operations that harvest a variety of crops, crop-to-crop flexibility is achieved courtesy of easy to change concaves and separation grates. Choose between the very finest small wire options for small grains right through to the round bar concaves and grates for maize and soya beans.



• **STANDARD ROTORS**

The S³ rotors are available in a 17" version with two intake flights, whereas the 22" version features three intake flights. Both options feature a dedicated separation and threshing area for complete crop threshing and separation. The Twin Rotor's unique spiral design guides the crop backwards, to assist in effective separation and threshing.

• **TWIN PITCH ROTORS**

The Twin-Pitch variant, available on the 22" rotors, feature 44 elements, and offers aggressive separation in difficult harvesting conditions, and are particularly suitable for damp conditions, where it can offer up to a 10% increase in capacity. Two different kits are available which enable operations to select, or even convert between, rice and small grain configurations.



**THE PERFECT MATCH
WHATEVER YOUR CROP**

The CR offers the ultimate in flexibility, and the Twin Rotors are fully customisable: change the rasp bars and agitation pins to ensure the perfect threshing and separation conditions whatever the crop.


THE CLEANEST GRAIN SAMPLE

Best-in-class grain quality. The Industry's cleanest grain sample. It must be the CR. Don't just take our word for it: in comparative tests carried out to evaluate the grain sample of different harvesting concepts, Twin Rotor™ technology beat the competition hands down. The result: a minuscule 0.1% broken grain. How? Thanks to the unique Twin Rotor™ concept which ensures in-line crop flow for the gentlest grain handling. Grain quality is further enhanced by award winning features including the Opti-Clean™ system.



THE CLEANEST GRAIN FOR THE HIGHEST REWARDS

With a total area under wind-control of 6.54m² on the CR9070, CR9080 and CR9090 models, and of 5.40m² on the CR8070 and CR8080 models, the cleaning shoe efficiently handles the largest grain volumes. The Opti-Clean™ system optimises the stroke and throwing angles in the cleaning system. The grain pan, pre and top sieves operate independently to optimise the cascade for greater capacity, and the longer sieve stroke and steep throwing angle keep more material airborne, for even higher cleaning efficiency. The opposing motion of the grain pan and bottom sieve to the pre-sieve and the top sieve reduces overall machine vibrations and increases operator comfort.



PRECISION AIRFLOW

New Holland's unique paddle fan design generates the largest volume of air at a constant pressure, which is far superior to competitor alternatives. Moreover, the fan has two dedicated openings to direct a powerful stream of air to both the pre and top sieves for guaranteed cleaning performance.



NEUTRALISE SIDE SLOPES OF UP TO 17%

The self-levelling cleaning shoe automatically optimises the cleaning shoe angle by up to 17% to neutralise the effects of side slopes, and also prevents grain banking during headland turns, to assist in uniform crop distribution and unsurpassed cleaning performance.

ADJUST YOUR SIEVES FROM YOUR SEAT

In changing crop conditions you can remotely adjust the sieves from the comfort of your seat. Simply open the sieve in heavier crops to allow greater wind flow or reduce the sieve opening in lighter crops, to prevent losses and improve harvesting efficiency.

THE CR REMEMBERS YOUR CROPS

To reduce unproductive set-up time when switching between crops or when working in varying crop conditions, the CR features Automatic Crop Setting (ACS), with fifty crop-specific settings. The operator either selects from pre-installed settings, or simply programmes two harvest parameters for each crop, including rotor speed and concave setting, sieve opening and cleaning fan speed, and recalls these on the IntelliView™ IV monitor when required. Push button simplicity from New Holland.

HIGH VOLUME GRAIN MANAGEMENT


A SUPER-SIZE GRAIN TANK FOR SUPER-SIZED PERFORMANCE

The CR grain tank has been increased to perfectly match the world's highest capacity combine. The length of the unloading auger has also been enlarged to match the performance of the new generation of CR combines and modern day headers. Quite simply, New Holland has left no stone unturned in the quest to improve the CR range's output and your productivity.

HIGH PERFORMANCE GRAIN TANK

The 11500 litre grain tank on the CR9080 can hold 9.5% more grain than its predecessor. The result: you can go even longer between unloading, saving you money on grain carting, and it means operators spend more time doing what they do best: harvesting. The CR9090 features an aluminium graintank to keep overall vehicle weight to a minimum. Electronically folding grain tank covers come as standard and are activated from the comfort of the cab. Further benefits include reduced grain losses when working on steep inclines and grain is also protected during overnight storage. The bubble-up auger evenly distributes grain in the tank.

Models	CR8070	CR8080	CR9070	CR9080	CR9090
Folding covers capacity (l)	9500	11500	11500	11500	12500



KEEP AN EYE ON YOUR GRAIN

The CR has set a new industry standard in terms of grain quality, but for your peace of mind, New Holland has designed a 910 x 550mm viewing window in the cab. Simply glance over your shoulder and you can see the quality of grain in the tank with your own eyes. You can also keep an eye on the grain tank fill level, which is displayed on the IntelliView™ IV monitor. If you want to take things a stage further, a grain sample flap, accessible from the operator's platform, assists physical sampling activities.



LONGER, STRONGER AND MORE ACCURATE

The unloading spout has been completely redesigned, and directs the crop in a forward and outward direction for better distribution and a longer unloading distance, which means taller, higher capacity trailers can be used. Unloading speed has increased by 15% which means the largest 12500 litre grain tank can still be emptied in under 2 minutes thanks to a 126 litre/minute unloading speed. Choose New Holland for less time unloading and more time harvesting.



ROBUST OPTION FOR ABRASIVE CROPS

For prolonged operation in abrasive crops such as rice, the CR can be specified with the 'abrasive option'. The rotor covers, grain elevator, bubble-up auger and unloading auger are manufactured in heavy-duty materials to withstand prolonged operation in such crops.


FLEXIBLE SOLUTIONS RIGHT FOR YOUR OPERATION

The CR range offers complete and comprehensive residue management options that can be tailored for different types of crop and cultivation methods. To switch between chopping and rowing you simply change the position of the dedicated ergonomic lever. No need for tools. No need to change components. Simple. Fast. Typically New Holland.



OPTI-SPREAD™ SYSTEM: SPREADING WIDE. ALWAYS

When using the largest 10.67 metre VariFeed™ header a dedicated and powerful straw spreading system is a must. The optional Opti-Spread™ straw spreader mounted behind the straw chopper easily meets any spreading width requirement. This is perfect for minimum or no tillage operations that employ direct cultivation techniques. The Opti-Spread™ system is controlled from the comfort of the cab, and the two powerful spreading-disks can be adjusted to provide the perfect residue distribution and counteract any wind or side-slope impact.



PERFECT BALES

Twin Rotor™ technology offers perfect in-line crop flow, and eliminates the need for aggressive changes in speed and direction. As a result, the straw structure is maintained and breakages are minimal, even when working at the highest outputs. This makes its straw perfect for baling. Straw flow is maintained as the straw flow beater moves the straw onto the Positive Straw Discharge belt. The adjustable twin-disc chaff spreader can spread the chaff over the entire header width.

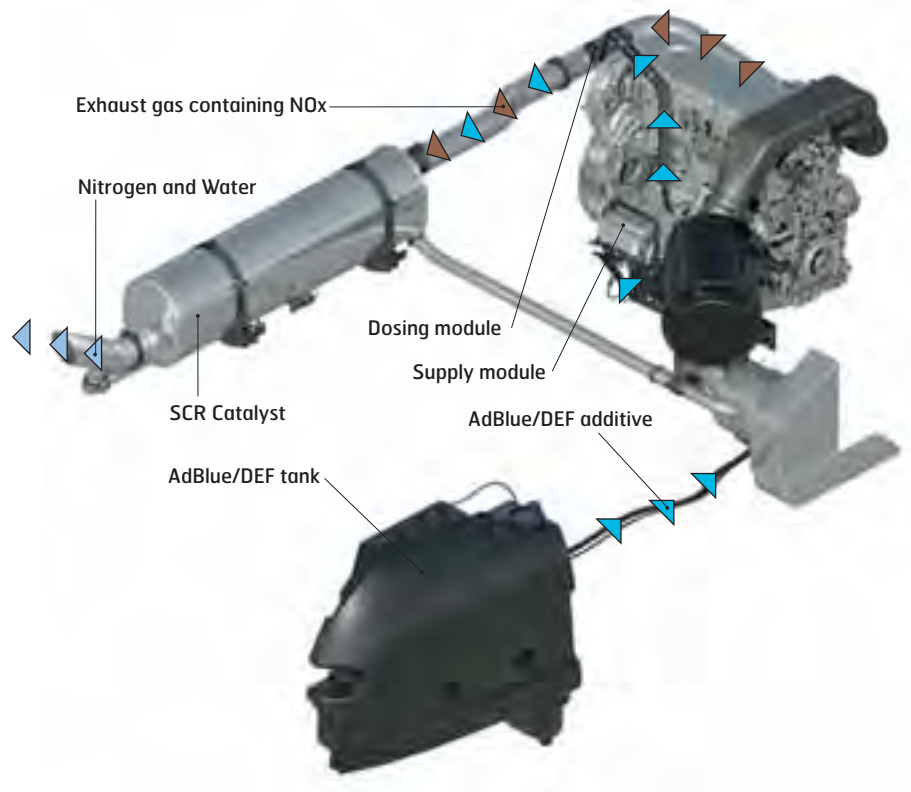
CHOPPING FINE, SPREADING WIDE. NEW HOLLAND STRAW CHOPPERS

The New Holland in-house range of straw choppers have been developed to perfectly match the CR's performance. Choose between four and six chopper configurations with wind blades installed at the outer edges of the rotors for high spreading capacity. The high speed, 3500rpm chopper, ensures fine chopping and wide spreading of even the heaviest crops.

POWERFUL. RESPECT. FOR YOU. FOR YOUR FARM. FOR THE FUTURE

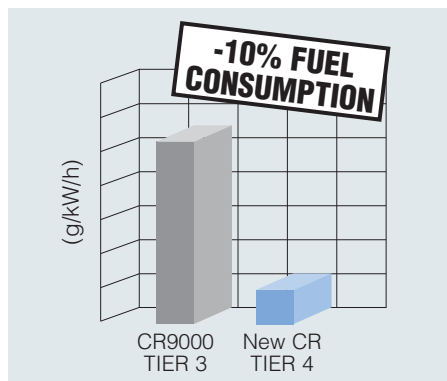


All CR combines benefit from the productivity enhancing features of FPT Industrial Cursor 9, 10 and 13 engines equipped with ECOBlue™ SCR technology for Tier 4A compliance. Through the Clean Energy Leader strategy, New Holland is committed to making agriculture more efficient while respecting the environment. The proven ECOBlue™ SCR technology uses AdBlue to transform the harmful nitrogen oxides contained in the exhaust gas into harmless water and nitrogen. This after-treatment system is separate from the engine which means the engine only breathes clean, fresh air. What does this mean? Clean running power units that offer improved performance and enhanced fuel economy.



MORE MONEY IN YOUR POCKET

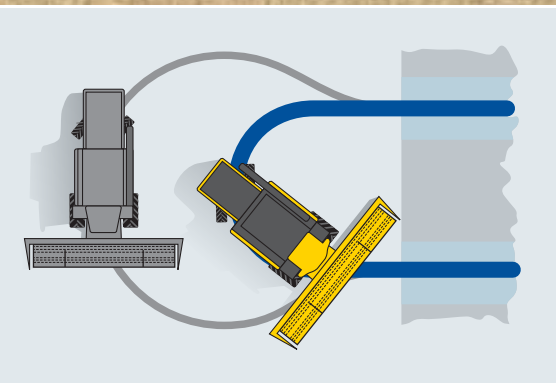
The CR range has been engineered by design to lower your operating costs. ECOBlue™ SCR technology has reduced fuel consumption by up to 10% across the entire CR range. During road transport, the engine runs at a mere 1600rpm, further minimising fuel consumption. Moreover, the entire CR range is compatible with 20% Biodiesel blends that comply with EN14214:2009 fuel specification. Industry-leading 600 hour service intervals complete the cost saving package.



Models	CR8070	CR8080	CR9070	CR9080	CR9090
Engine* compliant with Tier 4 emissions regulations	FPT Cursor 9*	FPT Cursor 10*	FPT Cursor 10*	FPT Cursor 13*	FPT Cursor 13*
Capacity (cm³)	8700	10300	10300	12900	12900
ECOBBlue™ SCR system (Selective Catalytic Reduction)	●	●	●	●	●
Injection system	Common Rail	Unit injectors	Unit injectors	Unit injectors	Unit injectors
Gross engine power @ 2100 rpm - ISO TR14396 - ECE R120 [kW/hp(CV)]	300/408	330/449	330/449	350/475	390/530
Max. engine power @ 2000 rpm - ISO TR14396 - ECE R120 [kW/hp(CV)]	330/449	360/490	360/490	380/517	420/571
Approved biodiesel blend**	B20	B20	B20	B20	B20

● Standard * Developed by FPT Industrial

** Biodiesel blend must fully comply with the latest fuel specification EN14214:2009 and operation is in accordance with operator manual guidelines



POWER SAVING DRIVELINES

Overall reliability and low power consumption are the result of proven, direct drivelines and the four-speed hydrostatic transmission. Positorque variators are continued on the new CR range, and they still offer simple efficient technology that means more power for harvesting when compared to heavy power sapping CVT competitor alternatives. Remember: simplicity is always the best policy.

VAST TYRE OFFERING

The CR can be specified with a wide range of tyres to suit your individual needs, from the narrowest 710/70R42 to meet strict transport widths and to negotiate narrow gateways, right up to the largest 1050/50R32 tyres for unsurpassed floatation performance.

SUPER TIGHT TURNING

The CR's compact design and impressive 50° steering angle, give it has a turning circle of a mere 14m. This means smaller headlands for improved straw quality and reduced harvesting time, together with a tighter headland turn for less time turning and more time harvesting.

SMARTTRAX. REDUCED COMPACTION. SUPERIOR COMFORT

DESIGNED IN-HOUSE FOR IMPROVED PERFORMANCE ON THE FARM

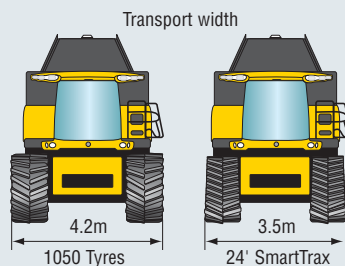

The all-new SmartTrax™ system has been engineered by design to offer 57% reduced ground pressure thanks to its triangular structure for improved traction and reduced compaction. SmartTrax also feature an integrated rubber block suspension system which significantly reduces vibration when compared to a traditional fixed track system, for guaranteed comfort during even the longest harvesting days and in road transport situations.

TRACTION WITHOUT QUESTION

The SmartTrax triangular design, together with the rubber cleats on the outer belt, ensure a positive contact with the soil and unsurpassed traction when working on the steepest slopes or in the wettest or dustiest conditions. Traction without question.

GLIDE OVER THE FIELD IN ABSOLUTE COMFORT

Why complicate matters? Simplicity is always the best policy. The rubber block suspension system offers a tried and tested, reliable solution to significantly reduce vibrations for enhanced operator comfort and productivity. Ride quality is further improved by the three central independent rollers which move in conjunction with the terrain to cushion the operator from even the harshest shocks.



A TRACK TO SUIT YOUR NEEDS

SmartTrax are available in two widths to suit your operation: standard 24" and for those working in demanding conditions, a 30" option is available. SmartTrax offer your operation numerous benefits including enhanced stability, 100% increase in contact area when compared to tyres, all while maintaining manoeuvrability within the 3.5 metre transport width.

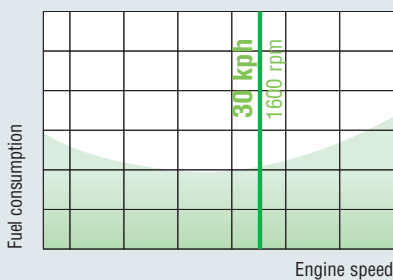


- **POSITIVE, EFFICIENT DRIVE**

The positive lugs on the inner side of the tracks maintain physical contact with the drive wheel for the ultimate in efficient power transmission.

- **TROUBLE FREE TRACK ADJUSTMENT**

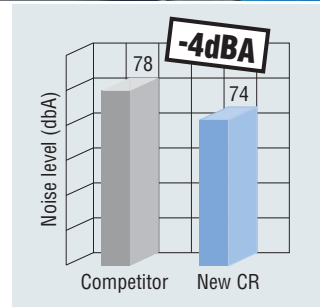
SmartTrax feature a continuous heavy duty tensioning system which ensures that the correct track tension is always maintained for ideal traction. This automatic hydraulic system requires no operator input, so they can get on with the serious business of harvesting. Moreover, the tensioning system is completely separate from the drive wheel, for ultimate simplicity and reliability.



SAVING TIME. SAVING FUEL.

With a top transport speed of 30kph at a mere 1600 engine rpm, the new CR range, when fitted with SmartTrax, is the obvious choice for operations looking to enhance productivity, with more time in the field and less time on the road, and to save on their fuel bills. Fuel economy is further enhanced by the super low rolling resistance, which offers significant savings over competitor solutions.

YOUR FIELD OFFICE



360° PANORAMIC VIEW

The Harvest Suite cab's wide curved window offers a perfect view of the entire header and unloading spout. Optional electric mirrors mean you can see in all directions, and they can be easily positioned from the comfort of the cab. Up to three viewing cameras can be managed through the new IntelliView™ IV monitor. When unloading, reversing or checking the grain tank level, they are the eyes in the back of your head.

BIGGEST AND QUIETEST

The CR range of combines quite simply offers you a home away from home during long harvesting days and nights. The 3.12m³ Harvest Suite cab is much larger than its nearest rival, and you can enjoy all that space in the peace and quiet of the near silent 74dB(A) cab.



ARE YOU SITTING COMFORTABLY?

The luxurious operator and full size instructor seat cosset the operator during long harvesting days. The operator seat is fully adjustable to suit operators of all shapes and sizes.



BRIGHT LIGHTS FOR DARK NIGHTS

The CR turns night into day thanks to a complete range of working lights as standard. At the end of a long day, you can get off of your combine in complete safety courtesy of the entrance light which remains on for 30 seconds after you've switched the combine off.



STAY REFRESHED ON THE HOTTEST DAYS

During long hot harvesting days, the purpose designed cool box and optional refrigerator mean a refreshing drink is only an arm's length away. Air conditioning comes as standard, or upgrade to the optional Automatic Temperature Control system which automatically adjusts fan speed to guarantee accurate temperature to within one degree Celsius. The CR, is definitely the coolest place to be.

EFFORTLESSLY MAXIMISING PERFORMANCE

Intelligent and intuitive automation saves times and enhances harvesting performance. The multifunction lever is the primary interface that controls your CR combine. All key machine and header parameters can be controlled, including header height, reel position and unloading engagement. The right hand console contains less frequently used functions, which are laid out in an ergonomic and logical manner. Machine functions can be analysed at a glance courtesy of the colour IntelliView™ IV monitor.

- Unloading auger position
Unloading auger engagement

- Emergency Stop (Header and Unloading)

- Two-speed header lift, lowering system and header lateral movement

- Automatic header height activation

- Reel position, Varifeed™ knife or flip-up maize header plus shift button

- Reel speed and header reverser direction control

- Shift button and ground speed unlock (behind)

- Engine speed

- Automatic header height modes

- Opti-Spread™ control

- Header width correction

- Reel speed synchronisation


- Header reverse activation

- Automatic Crop Settings switch





WIDE-SCREEN HARVESTING
 The standard, extra wide 31cm IntelliView™ IV monitor is mounted on the armrest and operators can position the monitor just where they like along the ideal viewing arc. This intuitive, colour touchscreen displays and monitors all combine functions and parameters which can be simply and easily adjusted by simply touching the screen.



NEW HOLLAND GUIDANCE SYSTEMS TO MATCH YOUR NEEDS

GET IN AND AWAY YOU GO

A full range of guidance solutions are available from New Holland and include manual and assisted guidance. You can even specify your CR combine with fully integrated IntelliSteer™ auto guidance direct from the factory to start saving money from your first run. SmartSteer™ crop edge guidance and automatic row guidance for maize headers are just some of the numerous options which are designed to increase your harvesting efficiency and productivity.


FULLY INTEGRATED INTELLISTEER™ GUIDANCE

All CR combines can be ordered direct from the factory with IntelliSteer™, New Holland's fully integrated auto guidance package. Fully compatible with the most accurate RTK correction signals, IntelliSteer can guarantee pass-to-pass and year-to-year accuracy as low as 1 - 2cm. The result? Fields which are cleanly harvested, so every grain gets safely stored in the tank.



INTELLIVIEW IV: VISIBLE INTELLIGENCE

The standard IntelliView™ IV monitor can be used to set up the optional New Holland IntelliSteer™ auto guidance systems. It enables the programming of a variety of guidance paths, from straight A-B runs to the most complex adaptive curves. You can also personalise your settings and even transfer information from your combine, direct to your precision farming software package.



INTEGRATED CONTROL SYSTEMS

The New Holland IntelliSteer™ System uses built in T3 terrain compensated correction signals to keep the Navigation Controller II informed of the combine's orientation. An integrated control valve converts the signal from the Navigation Controller II into the hydraulic movements of the steering system.



NH 262 RECEIVER

The NH 262 receiver is fully compatible with EGNOS, OmniSTAR or RTK correction. For RTK applications, a slim profile radio is mounted underneath the receiver. The antenna is positioned on the top of the grain tank to improve signal reception and enhance operation.



MAIZE GUIDANCE

Maize headers can be specified with automatic row guidance to keep the combine perfectly on course. Two sensors continuously monitor the position of the crop entering the header, and automatically guide the combine to ensure true perpendicular entry even in poor visibility or at high speeds. The system can also be linked to a GPS positioning system, which can distinguish between cut and uncut rows, to facilitate night-time harvesting and advanced harvesting activities such as skip row functionality.



SMARTSTEER™ SYSTEM

By scanning the edge between the cut and uncut crop with a laser eye, the SmartSteer™ auto guidance system automatically guarantees the header is always full, right to the edge, and allows the operator to concentrate on other combine functions to maintain maximum performance.



RTK BASE STATION

An RTK base station can be used to broadcast a correction signal to achieve a pass to pass accuracy of 1-2cm.



LEVELS OF ACCURACY AND REPEATABILITY

New Holland offer four levels of accuracy. This enables you to select the right IntelliSteer™ system to match your needs and budget. When using RTK correction with IntelliSteer it is possible to deliver year on year repeatability.

INTEGRATED YIELD AND MOISTURE SENSING

INTEGRATED MONITORING FOR INCREASED YIELD AND CROP QUALITY

The CR range of combines have been engineered by design with precision farming features right at its very heart. Yield information is continually updated and displayed on the IntelliView™ IV monitor. This data can be stored, downloaded and analysed with precision farming software to establish accurate yields maps. These can be used to fine tune inputs to maximise yields and minimise input costs.



REAL TIME MOISTURE SENSING

New Holland's moisture sensor measures grain moisture in real time. Samples are taken every 30 seconds and the data is sent to the IntelliView™ IV monitor. The operator is kept continually informed and can adapt machine parameters accordingly.



YIELD MAPPING

The exclusive patented, high accuracy yield sensor developed by New Holland is generally recognised as the best in class. Its design neutralises the rubbing effect of grain. Whatever the kind, the variety or the moisture content of the kernel, the sensor generates an extremely accurate yield measurement. Furthermore, calibration is performed just once a season, and the system then automatically adapts to changing crops and conditions. Hands off operation for ultimate harvesting simplicity.

NEW HOLLAND PRECISION FARMING SOFTWARE



New Holland offers a variety of precision farming packages which will enable you to tailor your inputs to reduce your costs and increase your yields. This information is recorded in real time by your machine during working, and it is simply and efficiently transferred for analysis by a computer package from the IntelliView™ IV monitor via the complementary 4GB USB stick, which is large enough to record data from over 600 - 700 harvesting hectares.



PROFESSIONAL CUSTOMER SUPPORT: PLM PORTAL

The PLM portal has been created to support New Holland customers who have purchased Precision Farming and Auto Guidance products. Available to all New Holland customers, visit www.newhollandplm.com today. Once you have signed in, you have unlimited access to the most advanced information on all New Holland Precision Farming and Auto Guidance systems. There is also a section dedicated to training videos and customer support information.



TAILORED TRAINING

Customers who have purchased a PLM Support Package will receive a special PLM key, which enables them to sign up for training courses and access individual on-line support for the Precision Farming Desktop software.

360° : CR

The new CR range has been designed to spend more time working and less time in the yard. After all, we all know how precious time in the field is during short harvesting seasons. All service points are easy to access, and super long service intervals mean they will spend more time in their natural environment: the field!



Easy access to the wide opening rotary dust screens makes cleaning the cooling package a doddle. The optional air compressor connections further facilitate cleaning.



• Engine and hydraulic oil can be checked at a glance, without the need to open complicated panels.

• The air filter is easily accessible from the engine platform.

• Standard brush and the optional rotary air cleaner, which directs a high pressure jet of air every two minutes, keep the rotary dust screen free of debris. Especially helpful when harvesting maize.

• Self-supporting, fully opening shielding guarantees easy access to all drives and service points.

• The fuel and 120 litre AdBlue tanks are conveniently located next to each other to facilitate simultaneous filling.

• Easy ground-access to oil filters and drain points and centralised greasing banks mean more efficient maintenance.

• Plastic rotor covers can be removed without tools to make checks even easier and simpler.



AdBlue®

WILL I BE ABLE TO FIND ADBLUE EASILY?

The answer is yes! It will be available on your doorstep, through CNH Parts & Service; just contact your local dealer for more information. If that wasn't enough, AdBlue can even be delivered direct to your farm for absolute convenience.



FINANCE TAILORED TO YOUR BUSINESS

CNH Capital, the financial services company of New Holland, is well established and respected within the agricultural sector. Advice and finance packages tailored to your specific needs are available. With CNH Capital, you have the peace of mind that comes from dealing with a financing company that specialises in agriculture.

TRAINED TO GIVE YOU THE BEST SUPPORT

Your dedicated New Holland dealer technicians receive regular training updates. These are carried out both through on-line courses as well as intensive classroom sessions. This advanced approach ensures your dealer will always have the skills needed to look after the latest and most advanced New Holland products.

SERVICE PLUS - LONG LASTING CONFIDENCE

Service Plus coverage from Covéa Fleet provides owners of New Holland agricultural machinery with additional cover on the expiry of the manufacturer's contractual warranty. Please ask your dealer for more details. Terms and conditions apply.



DEALER INSTALLED ACCESSORIES

A comprehensive range of approved accessories to optimise machine performance in all conditions can be supplied and fitted by your dealer.



WWW.NEWHOLLANDSTYLE.COM

Want to make New Holland a part of your everyday life? Browse the comprehensive selection on www.newhollandstyle.com. A whole range of items are available including hard wearing work clothing and a vast selection of scale models, together with so much more. New Holland. As individual as you.

MODELS		CR8070	CR8080	CR9070	CR9080	CR9090
Grain header						
Cutting width						
High-Capacity grain header	(m)	6.10 - 9.15	6.10 - 9.15	7.31 - 9.15	7.31 - 9.15	7.31 - 9.15
Extra-Capacity grain header	(m)	6.10 - 9.15	6.10 - 9.15	7.31 - 9.15	7.31 - 9.15	7.31 - 9.15
Varifeed™ grain header	(m)	6.10 - 9.15	6.10 - 10.67	7.62 - 10.67	7.62 - 10.67	7.62 - 10.67
SuperFlex headers	(m)	6.10 - 10.67	6.10 - 10.67	6.10 - 10.67	6.10 - 10.67	6.10 - 10.67
Knife speed Standard / Varifeed grain header	(cuts/min.)	1150 / 1300	1150 / 1300	1150 / 1300	1150 / 1300	1150 / 1300
Spare knife and spare bolted knife sections		●	●	●	●	●
Feeding auger with full-width retractable fingers		●	●	●	●	●
Reel diameter standard	(m)	1.07	1.07	1.07	1.07	1.07
Electro-hydraulic reel position adjustment		●	●	●	●	●
Automatic reel speed synchronisation to forward speed		●	●	●	●	●
Hydraulic quick coupler (single location)		●	●	●	●	●
Maize headers						
Number of rows flip-up maize headers		8	8	8	8	8
Number of rows rigid maize headers		-	-	12	12	12
Integrated stalk choppers		○	○	○	○	○
Rotary dividers		○	○	○	○	○
Automatic header control systems						
Automatic stubble height control		●	●	●	●	●
Compensation mode		●	●	●	●	●
Autofloat™ system		●	●	●	●	●
Straw elevator						
Number of chains		3	3	4	4	4
Fixed feeder drive		●	●	●	●	●
Variable feeder drive		○	○	○	○	○
Power Reverse™ hydraulic header and elevator reverser		●	●	●	●	●
Lateral flotation		●	●	●	●	●
Front face adjustment		●	●	●	●	●
ASP System (Advanced Stone Protection)		●	●	●	●	●
Fixed feeder drive		●	●	●	●	●
Variable feeder drive		○	○	○	○	○
Harvest Suite cab glass area (m²)						
Cab category level - EN 15695		2	2	2	2	2
HID lighting pack		○	○	○	○	○
Air-suspension seat		●	●	●	●	●
Instructor's seat		●	●	●	●	●
IntelliView™ IV monitor with adjustable position		●	●	●	●	●
3 viewing camera's		○	○	○	○	○
ACS (Automatic Crop Settings)		●	●	●	●	●
Air-conditioning and coolbox		●	●	●	●	●
Automatic climate control		○	●	●	●	●
Heating		○	●	●	●	●
Integrated fridge		○	○	○	○	○
MP3 Bluetooth radio (hands free phone calls)		○	○	○	○	○
Optimum cab noise level - ISO 5131	(dB(A))	74				
New Holland Precision Land Management systems						
Guidance systems						
SmartSteer™ automatic guidance system		○	○	○	○	○
IntelliSteer™ ready automatic guidance system		○	○	○	○	○
IntelliCruise™ system		○	○	○	○	○
Automatic row guidance system for maize headers		○	○	○	○	○
Precision farming						
Moisture measuring		○	○	○	○	○
Yield measuring and moisture measuring		○	○	○	○	○
Full Precision farming package including:						
Yield measuring and moisture measuring, DGPS yield mapping		○	○	○	○	○
Desktop software and software support service		○	○	○	○	○
Twin Rotor™ technology						
S² rotors		●	●	●	●	●
Twin Pitch rotors		-	-	○	○	○
Rotor diameter	(mm)	432	432	559	559	559
Rotor length	(mm)	2638	2638	2638	2638	2638
Length of auger section	(mm)	390	390	390	390	390
Length of threshing section	(mm)	739	739	739	739	739
Length of separation section	(mm)	1090	1090	1090	1090	1090
Length of discharge section	(mm)	419	419	419	419	419
Fixed rotor vanes		●	●	●	○	○
Adjustable rotor vanes		○	○	○	●	●
Concaves						
Threshing concaves : Wrap angle						
	(°)	86	86	84	84	84
Wrap angle with extension						
	(°)	121	121	123	123	123
Electric adjustment						
		●	●	●	●	●
Separation concaves : Separation grates per rotor						
		3	3	3	3	3
Wrap angle						
	(°)	148	148	148	148	148

MODELS		CR8070	CR8080	CR9070	CR9080	CR9090
Beater						
Width	(mm)	1300	1300	1560	1560	1560
Diameter	(mm)	400	400	400	400	400
Beater concave wrap angle	(°)	54	54	54	54	54
Total threshing and separation area	(m ²)	2.43	2.43	3.06	3.06	3.06
Cleaning						
Self-levelling cleaning shoe		●	●	●	●	●
Pre-cleaning system		●	●	●	●	●
Opti-Clean™ cleaning system		●	●	●	●	●
Total sieve area under wind control	(m ²)	5.4	5.4	6.5	6.5	6.5
Remote control sieve setting		●	●	●	●	●
Cleaning fan						
Number of blades		6	6	6	6	6
Variable speed range	(rpm)	200 - 1050	200 - 1050	200 - 1050	200 - 1050	200 - 1050
Double outlet fan		●	●	●	●	●
Electrical speed adjustment from the cab		●	●	●	●	●
Return system						
Double Roto-thresher™ system		●	●	●	●	●
Returns indication on IntelliView™ IV monitor		●	●	●	●	●
Grain elevator						
High capacity grain elevator with heavy duty chain & flaps		●	●	●	●	●
Graintank						
Optional folding covers capacity	(l)	9500	11500	11500	11500	12500
Central filling, folding bubble-up extension		●	●	●	●	●
Foldable grain tank covers		○	○	○	○	○
Unloading auger						
Overtop unloading		●	●	●	●	●
Unloading speed	(l/s.)	126	126	126	126	126
Grain sample inspection door		●	●	●	●	●
Graintank fill warning device		●	●	●	●	●
Unloading auger swivel reach	(°)	105	105	105	105	105
Electrical						
12 Volt alternator	(Amps)	190	190	190	190	190
Battery capacity	(CCA / Ah)	730 / 2x107	730 / 2x107	730 / 2x107	730 / 2x107	730 / 2x107
Engine* compliant with Tier 4 emissions regulations						
Capacity	(cm ³)	FPT Cursor 9*	FPT Cursor 10*	FPT Cursor 10*	FPT Cursor 13*	FPT Cursor 13*
ECObLue™ SCR system (Selective Catalytic Reduction)		●	●	●	●	●
Injection system		Common Rail	Unit injectors	Unit injectors	Unit injectors	Unit injectors
Gross engine power @ 2100 rpm - ISO TR14396 - ECE R120 [kW/hp(CV)]		300/408	330/449	330/449	350/475	390/530
Max. engine power @ 2000 rpm - ISO TR14396 - ECE R120 [kW/hp(CV)]		330/449	360/490	360/490	380/517	420/571
Approved biodiesel blend**		B20	B20	B20	B20	B20
Electronic governor type		●	●	●	●	●
Fuel consumption measuring and read-out on IntelliView™ IV monitor		●	●	●	●	●
Air compressor		○	○	○	○	○
Engine blow off system		○	○	○	○	○
Fuel tank						
Diesel capacity	(l)	750	1000	1000	1160	1160
AdBlue capacity	(l)	120	120	120	120	120
Transmission						
Hydrostatic		●	●	●	●	●
Gearbox		4-speed	4-speed	4-speed	4-speed	4-speed
Remote gearshifting		●	●	●	●	●
Differential lock		○	○	○	○	○
Powered rear wheels		○	○	○	○	○
Maximum speed	(kph)	30	30	30	30	30
SmartTrax™ system		–	○	○	○	○
Residue management						
Integrated straw chopper		●	●	●	●	●
PSD™ (Positive Straw Discharge) belt		○	○	○	○	○
Remote adjustable deflectors		○	●	●	●	●
Chaff spreader		○	○	○	○	○
Opti-Spread™ residue management		○	○	○	○	○
Weight						
Standard version on tyres, less header and less strawchopper	(kg)	16566	17426	18118	18414	18514

● Standard ○ Optional – Not available * Developed by FPT Industrial

** Biodiesel blend must fully comply with the latest fuel specification EN14214:2009 and operation is in accordance with operator manual guidelines

MODEL DIMENSIONS

	CR8070 / CR8080			CR9070 / CR9080 / CR9090		
With traction wheels / tracks***	710/70R42	900/60R38	24" SmartTrax****	800/70 R32	24" SmartTrax	30" SmartTrax
Ground contact area	(m ²)	–	1.4	–	–	1.8
Maximum height in transport position	(m)	3.96	3.96	3.89	3.96	3.96
Maximum width - transport	(m)	3.63	3.64	3.71	3.5	3.82
Maximum length with extended unloading tube without header	(m)	9.97	9.97	9.97	9.97	9.97

*** Traction wheels / tracks other than those mentioned are available: 710/70R42, 800/70R32, 800/75R32, 900/60R32, 900/60R38, 900/65R32/R2, 1050/50R32 and SmartTrax 24", 30"

**** SmartTrax™ not available on the CR8070

NEW HOLLAND TOP SERVICE: CUSTOMER SUPPORT AND CUSTOMER INFORMATION



TOP AVAILABILITY.
If you need information, or have an out of hours question, ring our toll-free number*. All day, every day, we are just a call away.

TOP SPEED.
Express parts delivery: when you need it, where you need it!

TOP PRIORITY.
Fast-track solution during the season: because your harvest can't wait!

TOP SATISFACTION.
We drive and track the solution you need, keeping you informed: until you are 100% satisfied!



TOP SERVICE

00800 64 111 111

* Calls to the Top Service team are free from landlines in the United Kingdom and Republic of Ireland. UK-based mobile calls are also free, but Republic of Ireland mobile users should call **01 2421881** and this will be charged at your standard network rate.

For more details, ask your New Holland dealer!

AT YOUR OWN DEALER



YOUR SUCCESS - OUR SPECIALTY

Visit our web site for UK: www.newholland.com/uk - for ROI: www.newholland.com/ie

The data indicated in this folder are approximate. The models described here can be subjected to modifications without any notice by the manufacturer. The drawings and photos may refer to equipment that is either optional or intended for other countries. Please apply to our Sales Network for any further information. Published by New Holland Brand Communications. Bts Adv. - Printed in Italy - 09/11 - TP01 - (Turin) - **112000/INB**