


# MITSUBISHI TRACTOR

## MT1800 / MT1800HST

Sensitivity that has been continuously built.



### Specifications

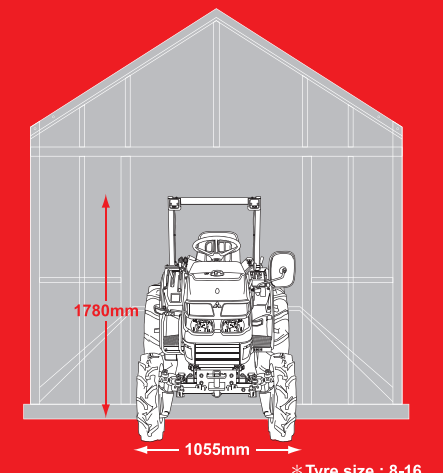
MODEL	MT1800 (Gear Drive)	MT1800HST
<b>Engine</b>		
HP	18HP Water-Cooled Diesel	18HP Water-Cooled Diesel
PTO HP	16.0 HP	13.5 HP
No. of Cylinders	3	3
Displacement	952 cc	952 cc
Rated RPM	2,600 rpm	2,600 rpm
<b>Fuel System</b>		
Fuel Capacity	13.0 liter	13.0 liter
Injection Type	I.D.I	I.D.I
Engine Shut-Off	key	key
<b>Drivetrain</b>		
Transmission Type	Gear	HST
Speeds (Gear)	6F-2R	2 range
Brakes	Wet Disc	Wet Disc
<b>Hydraulics</b>		
Position Control	Standard	Standard
Draft Control	Option	Option
Main Pump Capacity	17.1 liter/min	17.1 liter/min
Maximum Pressure	145kgf/cm <sup>2</sup>	145kgf/cm <sup>2</sup>
Steering Pump Capacity	8.6 liter/min	8.6 liter/min
Maximum Pressure	105 kgf/cm <sup>2</sup>	105 kgf/cm <sup>2</sup>
Auxiliary Valve	Option	Option
<b>PTO</b>		
Type	Trans	Live
Rear PTO RPM	540/2376rpm	540/2376rpm
Rear PTO Shaft size	35-6 splines	35-6 splines
Mid PTO	Option(2000/2556rpm)	Option(2000/2556rpm)
Mid PTO Shaft size	25.4-15 splines	25.4-15 splines
<b>Steering</b>		
Power Steering	Hydrostatic(Std.)	Hydrostatic(Std.)
Turning Radius (AG Tyres W/Brake)	2.0 m	2.0 m
<b>Hitch</b>		
Type	Category I	Category I
Lift Capacity at Hitch ball	635 kgf	635 kgf
<b>Tyres</b>		
AG Tyres Front	5-12, 4PR	5-12, 4PR
Rear	8-16, 4PR	8-16, 4PR
Front	5.00-12, 4PR	5.00-12, 4PR
Rear	9.5-16, 4PR	9.5-16, 4PR
Turf Tyres Front	23×8.50-12	23×8.50-12
Rear	315/75D15	315/75D15
<b>Dimensions (W/AG Tyres)</b>	<b>at 8-16</b>	<b>at 9.5-16</b>
Wheelbase	1,450 mm	1,450 mm
Overall Width	1,055 mm	1,170 mm
Overall Length	2,570 mm	2,570 mm
Height (Top of ROPS)	2,300 mm	2,330 mm
Ground Clearance	290 mm	310 mm
Weight	680 kg	730 kg



MT1800



MT1800HST



\* Tyre size : 8-16

Specifications subject to change without notice.



# Stylish, Versatile, Compact and Reliable

Just some of the words to describe the NEW Mitsubishi MT1800/MT1800HST Compact Tractor.




## Compact by design, BIG on power

Producing plenty of power, packed with a punch the new MT1800/MT1800HST provides comfort and reliability as standard.

Easy to service and maintain, with cast iron centre casing and clutch housing, providing greater versatility.


Power steering combined with the compact design enables even the tightest of areas to be negotiated.

**Mitsubishi Compact Tractor cover all aspects of Ground and Lawn care.**




### Engine

Powerful 3 cylinder, water-cooled diesel engine giving dynamic power, stable torque, low noise with minimum vibration.



### Pump

Large capacity hydraulic pump generates additional power for larger lawn and ground care equipments.




### ROPS

The Foldable Roll Over Protection Structure (ROPS) adjusts to 3 positions enabling operation in low clearance areas.



### Transmission

6 speeds Forward and 2 speeds Reverse on transmission of gear drive model. Hydrostatic transmission on main transmission is available on HST model.



### External hydraulics

External hydraulic block for easy connecting to hydraulically operated implements.



### High clearance

Operates with a ground clearance of 290mm with AG tyres.



### Deluxe seat

Large and spacious deluxe seat makes operating a comfortable experience.

