

# 5 Series Speciality tractors

60 to 74 kW (80 to 100 hp)





# Contents

Introduction ..... 2 – 3

5GV ..... 4

5GF ..... 5

5GH ..... 6

Municipalities and Golf ..... 7

Engine and Transmissions ..... 8 – 9

Cab and Hydraulics ..... 10 – 11

5RN ..... 12 – 15

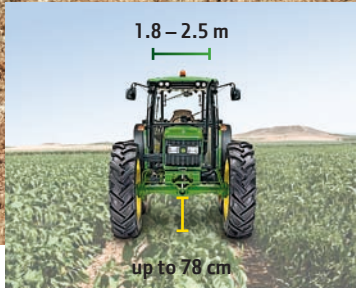
Maintenance and AMS ..... 16 – 17

Specifications ..... 18 – 19

John Deere Service ..... 20



**5RN**  
Premium full-frame tractor with power and comfort to spare – in a special narrow version for orchards and vineyards.



**5GH**  
High clearance model for working above fruit and vegetables.





**5GF**  
Tractor for orchards and vineyards.

**5GV**  
Tractor for narrow vineyards.

## Access all Areas.

If you appreciate quality, you'll love our new 5G Speciality range. Based on our proven 5015 Series, our nimble and versatile Speciality tractors 5GF, 5GV and 5GH are ideal for confined spaces and delicate environments.

They are light on soil and fuel, yet deliver all the hydraulic and PTO power you need for a wide range of jobs. With many options and configurations to choose from, you're sure to find a 5G Speciality tractor that suits your business perfectly and enables you to benefit from our tailor-made solutions.

Best of all, they offer you proven John Deere quality. So year after year, you'll profit from outstanding reliability and durability.



## The perfect vineyard tractor.

### Row widths: 1.8 – 2.2 m.

With a tight turning radius and an overall width of just 105 cm (2WD version) or 115 cm (MFWD version), the 5GV is perfect for established vineyards with narrow row spacings. The clear interaxle area is ideal for mid implements – and if you work under low fruits or vines, you're sure to appreciate the 20" or 24" tyres on our OOS models.

The fuel-efficient Tier III 4.5 l PowerTech M engine gives you power to spare and the modern transmissions make sure you can use it to the full. With a 60 l open centre hydraulic system and plenty of PTO power, you can tackle all of your tasks easily. And with a 74 l fuel tank as standard, you can stay long days out in the field without having to stop.

- Cab or OOS models
- Tier III 4.5 l PowerTech M engine with 59/66/74 kW (80/90/100 hp) Rated Power 97/68 EC
- Category IN/I/II 3 point hitch
- Electronic hitch control available on cab models



Clear, logical controls and great all-round visibility.



The radiator screen slides out for fast, easy cleaning.





## The orchard and vineyard all-rounder.

**Row widths: 2 to 3 m and wider.**

The 5GF is ideal for nearly all tasks in your orchard or wider vineyard. It gives you all the manoeuvrability and visibility you need – plus the PTO power to make light work of demanding tasks. There are two speeds you can choose from (540/540E and 540/1000 rpm).

The optional MFWD front axle gives you more drawbar pull and better traction in slippery conditions. The high pivot point design allows for 10° of axle oscillation and the planetary final drives make sure all the power gets to the ground.

- Cab or OOS models
- Tier III 4.5 l PowerTech M engine with 59/66/74 kW (80/90/100 hp) Rated Power 97/68 EC
- 60 l OpenCenter hydraulics
- Optional third pump with up to 84 l/min
- Category IN/II/III 3 point hitch
- Up to 24 kN lift capacity



PTO engagement is on the left hand side for easy access. The instrument panel monitors engine, travel and PTO speeds, fuel level, coolant temperature and more.



Lift up to 24 kN throughout the lift range with this heavy duty Category IN/II/III 3 point hitch. The optional hydraulic lift rod lets you counter-balance equipment on uneven terrain.



## High and mighty.

With up to 78 cm ground clearance, the 5GH is ideal for working above fruits and vegetables. Both the cab and open operator station versions offer you a choice of two modern transmissions: 12F/12R 2WD/MFWD and 24F/24R MFWD with mechanical Hi-Lo. The cab version also has an optional electronic hitch control.

The 2WD version has special high-pivot front axles for maximum ground clearance (78 cm). Even the MFWD version offers an impressive 630 mm, thanks to the 38-inch wheels we fit as standard.

- 2WD models: 78 cm ground clearance
- MFWD models: 63 cm ground clearance
- Drop rear axle for greater crop clearance
- Tier III 4.5 l PowerTech M engine with 66 kW (90 hp)  
Rated Power 97/68 EC



The 5GH has a bigger cab than our other speciality models: 39 cm wider, 19 cm longer and 4 cm taller. So on top of clear, ergonomic controls and John Deere comfort, you'll have more space to store everything, too.







## Municipality and golf.

Tough, versatile, easy to operate... no wonder so many municipalities rely on 5 Series tractors in parks and on greens and for clearing snow and ice from narrow pavements.

### No job too big or small.

The proven, fuel efficient John Deere 4.5 l PowerTech M engine gives you plenty of power, combined with the modern transmissions you are prepared for all kinds of special tasks. The powerful OpenCenter hydraulics make light work of even heavy duty tasks like snow clearing.

The ergonomic cab with heating and A/C keeps operators comfortable and productive all day long. The bright, clear lighting lets you work safely and effectively right through the night. Operators love the logical controls and in-cab comfort and owners appreciate the reliability, versatility and ease of servicing.



## Proven performance: the 4.5 I PowerTech M engine.


Like everything else on the 5 Series tractors, the engine is purpose-built by John Deere. The legendary 4.5 I PowerTech M gives you outstanding reliability and durability – plus the extra torque and power you need when the going gets tough.

### Efficiency? Stay cool.

Our viscous fan drive makes sure you get the most out of your engine and your fuel. The fan speed varies according to how hot or cold the air that's passing through the radiator is. Since your fan never works harder than it has to, you'll save fuel on lighter tasks and have more power on tap for heavy work in the field.



The viscous fan drive runs at reduced speed, leaving you more usable power.



- A** New turbocharger and charge air cooler for more torque and faster engine response under load
- B** New cooling package
- C** New, complies with TIER III emissions regulations
- D** Easy serviceability means less time in the yard – more in the field
- E** Proven John Deere piston spray cooling, wet cylinder liners, closed cooling and viscous fan systems = maximum performance, reliability and lifetime value retention

The PowerTech M delivers constant power across a range of 500 rpm. A torque reserve of 30% gives you impressive bottom-end pulling power that keeps you going, come what may.





Need to change direction frequently? Our 24F/12R transmission has an electric left hand Power Reverser as standard – ideal for loader work or tight headland turns



Shift gears on-the-go – without touching the clutch pedal. The de-clutch button on the 24F/12R PowerReverser transmission with electro-hydraulic Hi-Lo saves you time and effort.



## Select the gears that suit you best.

With four modern transmission options to choose from, it's easy to match your 5G's character to your farm. Simply select your transmission, specify either the 30 or 40 km/h version – then choose the options you need. On 40 km/h versions, the standard creeper range goes right down to 500 m/h – ideal when you're working in vegetables.

Transmission	Mech. Hi-Lo	Electro-hydr. Hi-Lo	Creeper	30 km/h	40 km/h
12F/12R mech. LHR	–	–	•	•	–
24F/24R mech. LHR	•	–	•	•	–
24F/24R mech. LHR	–	–	•	–	•
24F/12R hydraulic LHR	–	•	•	–	•

### Hydraulics.

The simple, reliable open centre hydraulics system provides ample power for most applications. Need more speed for your loader work? Specify the optional high flow pump instead.

- Open centre system
- Tandem pump
- 49 / +23.9 l/min in base
- 69 / +23.7 l/min as option
- Up to 3 rear SCVs

Hydraulic power for your applications flows through mid-mounted SCV couplers.



## Work in style and comfort.

Our 5G speciality tractors may be compact, but that doesn't mean they're cramped. Even the narrow cab on the 5GF and 5GV is surprisingly roomy – and the 5GH has a wider 'compact' cab that's even more spacious.

The 6-post design on the 5GF and 5GV combines effective rollover protection with impressive 320 degree visibility. The curved rear corner windows give you a clear view of implements working at the side of your tractor – no more C-posts in the way! The front window is supported by two gas struts and opens as wide as you want.

Both cab versions are designed to keep operators fresh and focused from dawn to dusk. The fixed dash and controls ensure intuitive operation and everything is positioned just where you need it. The optional tilt-and-telescope wheel makes finding the perfect position a matter of seconds.

### Home from home.

As for comfort, relax: the sealed and pressurised cab helps keep excess dust out, while the silent block cab mountings ensure a quiet, gentle ride all day long. The height-adjustable standard seat has a wide cushion and backrest, with generous wrap-around padding to hold you firm in rough or sloped terrain. Or, if you prefer, why not treat yourself to the deluxe Air Suspension version instead? This luxury seat has a longer back and headrest for a smooth, stress-free ride every time.



The spacious cab on the 5GF/5GV won't cramp your style.



The yellow PTO controls are conveniently located on the left hand console. They are easy to find and easy to use.



The electronic hitch controller is at the front of the right hand console, so it's easy to adjust your settings on-the-go.



Clear, colour-coded controls are easy to use.



**Power at your fingertips.** All our 5G speciality tractors use a 2-lever gearshift. Most controls are mechanical, including the SCVs, reverser, hitch control and PTO. Electronic controls for the MFWD, DIFF or 3-point hitch are optionally available.

## Open for everything.

Of course, you may not need a cab at all! In that case, the Open Operator Station 5G Speciality is for you. The spacious platform is not only great value – it's convenient and comfortable too.

### Make yourself comfortable.

Welcome aboard! Access to the uncluttered platform is easy from either side. All the controls are right where you need them – easy to reach, yet never in the way. And the adjustable seat is designed for all-day comfort.

### Better visibly.

The OOS gives you a clear view of what's ahead and a clear view to the drawbar too. The large analogue gauge shows your engine, PTO and ground speeds at a glance. And the two-post ROPS folds and tucks away for low-clearance areas.

### Controls.

All our 5G speciality tractors use a 2-lever gearshift. Most controls are mechanical, including the SCVs, reverser, hitch control and PTO. As an option there are electronic controls for the MFWD, DIFF or 3-point hitch available. As for PTO power, you have a choice of 540/540E or 540/1000 on all models – and ground drive PTO is always standard.



## Full frame premium power: the 5RN.

The 5RN gives you top-of-the-line power and comfort in a narrow 1.84 m wide tractor. It combines a premium driving experience with a reinforced full frame for even greater strength and durability. So however tough things get around your orchard or vineyard, you and your 5RN will still come through smiling.

### Relax!

Everything about the 5RN is designed for stress-free productivity. The premium cab sets new standards for visibility and comfort and at just 74 dB(A). The high-end transmission technology takes the hard work out of driving. The impressive lift capacity means you can handle even the heaviest of implements with ease. And with cruise control as standard, your operators will never overload a PTO implement again.

- 4.5 l PowerTech E HPCR 2V engine
- 59/66/74 kW (80/90/100 hp)
- Premium transmissions
- MFWD only
- Electronic hitch as standard
- Charge air cooler
- Slideable radiator
- Premium TechCenter Cab
- John Deere front hitch and PTO available as options
- HMS II option available





Even with a loader fitted, forward and side visibility is excellent. The optional glass roof hatch provides perfect visibility for accurate loading.

## 5RN transmissions and controls.

The 5RN offers you two top-of-the-line transmissions – AutoQuad Plus or PowerQuad Plus. Both give you four gear ranges. Both come with cruise control for applications that demand constant speeds. And both have underdrive for speeds as low as 1.5 km/h.

### Here's the difference.

AutoQuad Plus is the premium choice with automatic, clutchless shifting between gears. You can set the change points you want between 1700 and 2200 rpm, so you're always in the right gear for the job. That's really useful when you hit hard ground during ploughing or when you're pulling uphill on the road. Whichever transmission you choose, you'll enjoy all these premium features as standard on your 5RN:

- CruiseControl
- Park Lock
- Single lever shifting with De-Clutch button
- SoftShift technology
- SpeedMatching
- Long-life PermaClutch
- Electronic hitch in base
- Speed matching
- Infinitely adjustable shift points



### Full frame design

Reinforced, longer and tougher for less strain on the engine and transmission.

## Why is a full frame better?

A full frame makes your whole tractor stronger and more durable. You can lift and haul heavier loads, because the frame takes all the stress and strain – not the engine and the transmission. Hooking up a wide choice of loaders is easier too. Only John Deere offers you full-frame strength and convenience!





## You're the boss.

Even after a long day in the field, you'll be in no hurry to get out of your 5RN. The SuperDeluxe seat cuts out jolts and vibration and the driving position is perfect thanks to the tilt dash and tilt-and-telescope wheel. As for the controls, everything is right where you need it – always in reach, never in the way.

### See and be seen.

Visibility is equally impressive. Notice how there are no C pillars at the rear? Just rounded glass panels for a clear, unobstructed view. You can even order an optional glass roof hatch that makes loading easier.





Use the rear hitch for a payload of up to 2.9 t and a maximum lift capacity of 42 kN, thanks to the heavy duty lifting power of the pressure compensated hydraulic system.

## Premium hydraulic power.

With its premium load sensing hydraulic system, the 5RN has plenty of hydraulic power. Choose either the standard pump for 56 l/min or the optional 65 l/min version for top-of-the-line performance. Either way, you'll have up to three rear SCVs and two more for a front loader or implement. All you need to do now is decide which of the three loader packages suits you best!

### CruiseControl.

CruiseControl keeps your engine speed steady, come what may. Just enter the rpm you want and the system compensates for load fluctuation on the fly. That means constant forward speed and, of course, constant PTO speeds too. Why is that so important? Because with overspeed protection, speed-sensitive PTO implements like sprayers, spreaders or balers work better and last longer. Speaking of constants, our ConstantPower feature makes sure your engine has exactly the same power over a range of 550 rpm too.



The 5RN is designed for easy access to facilitate regular servicing. Please note that servicing the 5RN is different to the other 5 Series. For best long-term performance, only implement genuine John Deere parts and lubricants which have been specifically designed for John Deere equipment.





## Service with a smile.

At John Deere, we believe servicing should be simple. That's why we made routine maintenance so easy on all our new 5G Series models. Access is fast and so fuss-free, many tasks require no tools at all. We also added several new features to keep your tractor running smoothly:

NEW radiator design with integrated expansion tank

NEW radiator screen keeps out dirt

NEW charge air cooler

NEW oil cooler

**A** Check the oil without even lifting the bonnet.



**B** Gearbox/hydraulic oil only needs changing every 1,000 hours.

**C** Radiator cleaning is easy – just press the 'reverse fan' button in the cab to blow grass away.

**D** Air filter requires no tools to replace.

**E** You can check the hydraulic fluid level in the sight glass at the rear.

**F** The battery is up front for easy access. The car-style fuses are in the cab, under the storage box.





## Optional guidance for unparalleled accuracy.

### GreenStar Lightbar

If you're new to guidance systems, this simple, fuss-free parallel tracking system is for you. It takes less than ten minutes to set up and works on any John Deere and most other 12 V machines.

The system has two components: the new StarFire 300 receiver you mount on your cab and the GreenStar Lightbar display that goes on your windscreen / dashboard. Each LED indicator on the display represents a deviation of 10 cm from the ideal track you set.

### AutoTrac ATU 200 Universal steering kit.

This satellite-based, hands-free guidance system maximises productivity while making life easier for the operator. Even when it's dark or dusty, AutoTrac consistently reduces overlap by up to 90%, saving you time, effort and fuel. All you do is enter your cutting width, then set a line from A to B. After that, you only steer at headlands and around obstacles – AutoTrac does the rest. The kit contains a StarFire receiver, GreenStar 2 display and a replacement motorised steering column. It's compatible with SF1 & SF2 signals, as well as RTK.



Each LED indicator on the display represents a deviation of 10 cm from the ideal track you set.



	5080 GF/GV	5090 GF/GV	5100 GF/GV	5090GH	5080RN	5090RN	5100RN
<b>ENGINE PERFORMANCE</b>							
Stage III certified acc. 97/68/EC							
Rated Power (97/68 EC), kW (hp)	59 (80)	66 (90)	74 (100)	66 (90)	59 (80)	66 (90)	74 (100)
Max. Power (97/68 EC), kW (hp)	60 (81)	67 (91)	75 (102)	67 (91)	64 (87)	72 (98)	79 (108)
Rated Power (ECE-R24), kW (hp)	54.5 (74)	62 (84)	69 (94)	62 (84)	56 (76)	63 (86)	71 (96)
Max. Power (ECE-R24), kW (hp)	55.5 (75.5)	62 (85)	70 (96)	62 (85)	61 (83)	69 (94)	77 (104)
Constant power range, rpm / max. torque (97/68/EC)	500 / 325	500 / 365	200 / 375	500 / 365	334 / 550	376 / 550	416 / 550
Rated Speed, rpm		2300		2300		2300	
Type	PowerTech M, mechanical injection, 2 Valve, Stage III A Emissions Certified, Turbocharger with Charge Air cooler			PowerTech M, mechanical injection, 2 Valve, Stage III A Emissions Certified, Turbocharger with Charge Air cooler		PowerTech E, CommonRail, 2 Valve, Stage III A Emissions Certified	
Cylinder/Displacement	4/4525			4/4525		4/4525	
Cooling fan drive	Temperature controlled viscous fan			Temperature controlled viscous fan		Temperature controlled viscous fan	
Fuel Injection system & Control	mechanical injection			mechanical injection		High Pressure CommonRail	
Fuel Tank Capacity in litres	74			80 (Optional 96 for 2WD only)		114	
<b>TRANSMISSION OPTIONS</b>							
Clutch	Heavy duty dry clutch, 280 mm diameter disc in Base, optional PowerReverser Multi disc wet clutch, 135 mm diameter discs available			Heavy duty dry clutch, 280 mm diameter disc in Base, optional PowerReverser Multi disc wet clutch, 135 mm diameter discs available		Oil-cooled PermaClutch II, 225 mm diameter discs, base equipment	
Parking lock	N/A	N/A	N/A	N/A		base equipment	
<b>TRANSMISSION OPTIONS</b>							
	12F/12R Syncro Reverser 1.4 – 30 km/h			12F/12R Syncro Reverser 1.4 – 30 km/h		16/16 PowerQuad Plus 3.3 – 40 km/h	
	24F/24R Syncro Reverser with mechanical Hi-Lo 0.5 – 40 km/h			24F/24R Syncro Reverser with mechanical Hi-Lo 0.5 – 30 km/h		16/16 PowerQuad Plus with 16/16 Underdrive 1.5 – 40 km/h	
	24F/24R Syncro Reverser with electro-hydraulic Hi-Lo 0.5 – 40 km/h					16/16 AutoQuad Plus 3.3 – 40 km/h	
	24F/12R PowerReverser electro-hydraulic Hi-Lo and de-clutch button 0.5 – 40 km/h					16/16 AutoQuad Plus with 16/16 Underdrive 1.5 – 40 km/h	
	2 Lever shifting; Mechanical lefthandreverser at 12F/12R and 24F/24R Syncro Reverser transmissions; PowerReverser transmissions available with electrical left hand reverser and De Clutch button			2 Lever shifting; Mechanical lefthandreverser		1 Lever shifting, De Clutch button, SoftShift, Speed matching, CruiseControl in Base, Automatic Shift point control (AutoQuad)	
<b>PTO-REAR</b>							
PTO Clutch	Mechanical, Servo assisted or electro hydraulic engagement			Mechanical engagement		Electro-hydraulically operated oil-cooled multi-disc	
540/540E PTO with 6 Spline Shaft, Engine rpm	1938 / 1648			1938 / 1648		2097 / 1701	
540/540E/1000 PTO with Reversible 6 & 21 Spline Shaft, rpm	(540/1000 PTO with 6 spline shaft)			(540/1000 PTO with 6 Spline Shaft)		2097 / 1697 / 2074	
<b>PTO-FRONT</b>							
Speed, rpm						1000	
<b>HYDRAULIC SYSTEM</b>							
Maximum Flow in l/min	71 with 190 bar (24 l/min + 47 l/min) Optional 84 with 190 bar (24 l/min + 60 l/min) Optional 104 with 190 bar (24 l/min + 60 l/min + 20 l/min)			71 with 190 bar (24 l/min + 47 l/min) Optional 84 with 190 bar (24 l/min + 60 l/min)		Maximum Flow 56 or 65 with 200 bar	
Type	Open Center			Open Center		Load sensing with constant flow pump (PC = pressure compensated)	
Maximum SCV's	4			3		3	
Mid mounted couplers	optional, 4 SCV's with free pressure return						
<b>3-POINT HITCH – Rear</b>							
Hitch control	Mechanical in base / electronic optional			Mechanical in base / electronic optional		Electronic lower link	
Sensing Type	Mechanical center link			Mechanical center link			
Sensing Modes	Load & depth control, infinite mix, float			Load & depth control, infinite mix, float		Load & depth control, infinite mix, float	
Control Modes	Height limiter, rate of drop, quick raise & lower			Height limiter, rate of drop, quick raise & lower		Height limiter, rate of drop, quick raise&pull-in; hitch dampening	
Maximum Lift Capacity at Hooks, kN	24			24		42	



	5080 GF/GV	5090 GF/GV	5100 GF/GV	5090GH	5080RN	5090RN	5100RN
<b>FRONT HITCH</b>							
Max lift capacity	N/A					Max lift capacity 29 kN	
<b>AXLES</b>							
Axle Type	2 WD or MFWD			2 WD or MFWD		MFWD	
Engagement 4WD	Mechanical or Electro-hydraulically			Mechanical		Electro-hydraulically operated, oil cooled clutch	
Engagement Front Differential Lock	Automatic self-locking under full load			Automatic self-locking under full load		Automatic self-locking under full load	
Engagement Rear Differential Lock	Mechanical or Electro-hydraulically			Mechanical		Electro-hydraulically operated, oil-cooled multi-disc	
Steering angle in °	55			55			
<b>BRAKES</b>							
Foot Brake	Oil-cooled discs, self-equalizing, self-adjusting			Oil-cooled discs, self-equalizing, self-adjusting		Oil-cooled discs, self-equalizing, self-adjusting	
4WD Braking	Automatic MFWD engagement on 40 Km/h transmissions			Automatic MFWD engagement		Automatic 4WD engagement	
<b>CAB</b>							
Type	Liftable cab; 320° all-round vision; Optional telescoping steering column/wheel			Liftable cab; 320° all-round vision; Optional telescoping and tiltable steering column/wheel		Tiltable cab; 310° all-round vision; telescoping and tiltable steering column/wheel; 2 storage compartments; opt. FieldOffice	
Sound Level under Full Load in dB (A) (OOS)	82 (86)			81 (86)		74	
Service Display	Liftable cab Single instrument panel			Liftable cab Single instrument panel		Tiltable cab (Standard and Low Profile) Dual Gauge II Premium panel and additional info-display in rh B-post	
Standard Lighting	2 working lights front and rear			4 working lights front and 2 rear		4 working lights front and 4 rear; roof hatch with glass;	
Cab mounting	Isolated cab frame on 4 vibration absorbing rubber mounts			Isolated cab frame on 4 vibration absorbing rubber mounts			
Cab pressurisation				1mb			
Important Options	AC; openable front windshield; 2 beltline H4 lights Cupholder Open Operator Station (OOS)			Air Conditioning; openable front windshield; 2 beltline H4 lights Cupholder Open Operator Station (OOS)		AC; Low Profile cab; tiltable windshield; 4 working lights front and 4 rear; roof hatch with glass; Loader packages with mid-mounted couplers and joystick; Electronic operator assistance package HMS II; FieldOffice;	
<b>CHASSIS</b>							
Structure	Block construction			Block construction		Full steel frame	
<b>DIMENSIONS AND WEIGHTS</b>							
	5GF		5GV				
Wheelbase / Ground Clearance, mm	2085 / 2093		2085 / 2093	2203 / 2178		2250 / 390	
Overall Height Standard Cab / Low Profile Cab, mm	2415 / 2612		2345 / 2542	2649 / – / 2589		2595 / 2540 (low Profile Cab)	
Center of Rear Axle to Top of Cab Roof / Open station ROPS, mm	1785 / 1982		1785 / 1982	1924 / – / 1864		1850	
Cab width rear (12.4R36 rear tires), mm						1720	
Ground Clearance MFWD, Center, mm	275		225	630 (780 on 2WD)		390	
Overall width front at the ground (11.2R20 front tires)						1840	
Overall width of front axle / Flange width front axle, mm						1860 / 1640	
Overall Width, mm	1540 (Rear thread setting 1120 mm) 1162 (Rear thread setting 872 mm)			2015 (Rear thread setting 1620 mm)			
Overall Length with Base Weight, mm	3886		3886	3886		3950	
Minimum Shipping Weight / Maximum Permissible Gross weight at 40 km/h, kg						3700 / 6600	
Average Shipping Weight MFWD cab / ROPS, kg	2895 / 2700		2715 / 2575	3635 / 3360			



# Professional and friendly support you can depend on.

New John Deere 5 Series Tractors are easy to operate and built to deliver rock-solid dependability, unmatched uptime and superior productivity. When you invest in a new John Deere tractor, you get more than the latest high-performance tractor technology.

You also get the unmatched support of your local John Deere dealer. He is part of a global network of world-class dealers – all backed by a company with more than 170 years of experience in the farm equipment business.

So whether you need routine service and parts, in-field repairs, finance or just some friendly advice – John Deere and your local dealer are committed to your continued success.



[www.JohnDeere.co.uk](http://www.JohnDeere.co.uk)  
[www.JohnDeereInternational.com](http://www.JohnDeereInternational.com)  
[www.JohnDeere.co.za](http://www.JohnDeere.co.za)  
[www.Deere.com.au](http://www.Deere.com.au)

**"Take the credit for buying the best"**

John Deere Credit – A range of finance options as powerful as our products. Contact your John Deere dealer for a comprehensive range of finance options to suit the specific needs of your business. Not available in all countries please consult your local dealer.

This literature has been compiled for worldwide circulation. While general information, pictures and descriptions are provided, some illustrations and text may include finance, credit, insurance, product options and accessories NOT AVAILABLE in all regions.

PLEASE CONTACT YOUR LOCAL DEALER FOR DETAILS. John Deere reserves the right to change specification and design of products described in this literature without notice.

"John Deere's green and yellow colour scheme, the leaping deer symbol and JOHN DEERE are trademarks of Deere & Company."

