



NEW HOLLAND FR9000

FR9040 | FR9050 | FR9060 | FR9080 | FR9090



4 MORE PRODUCTIVITY AND POWER



10 CUTTING COSTS WHILE CHOPPING MORE



14 CHOP QUALITY ON DEMAND



16 ABSOLUTE DRIVING PLEASURE



26 SPECIFICATIONS



The pioneering spirit. More than 50 years of experience.

In 1961 the first self propelled forage harvester made its appearance in the large fields of North America. It was a New Holland, Model SP 818. For more than 50 years, New Holland has been the leading brand, at the core of every major development in the forage harvesting activity, probably introducing more ground-breaking features than all other manufacturers together: multi-purpose crop attachments, industrial type engines, the metal detector, the automatic knife sharpening and shearbar adjustment.



FORAGE HARVESTING ON THE LARGEST SCALE.

Models	FR9040	FR9050	FR9060	FR9080	FR9090
Engine brand / type	FPT Cursor 9*	FPT Cursor 13*	FPT Cursor 13TCD*	Caterpillar / C18	FPT Vector 8*
Rated power** at 2100rpm [kW/hp(CV)]	291/395	343/466	400/544	470/639	565/768
Max. power** at 2000rpm [kW/hp(CV)]	312/424	368/500	435/591	504/685	606/824
Cutterhead width / diameter (mm)	900 / 710	900 / 710	900 / 710	900 / 710	900 / 710
Variflow™ system	●	●	●	●	●

(*) Developed by FPT - Fiat Powertrain Technologies (**) ISO 14396 - ECE R120 ● Standard



Built in the Centre of Excellence

The FR9000 is built in the Zedelgem site, New Holland's "Centre of Excellence for Harvesting Equipment", by dedicated people, specialists in their undertaking, who know what total customer satisfaction means, both in terms of harvesting performance and on-the-job-reliability.

More productivity and power.

CHOP MORE PER DAY WITH THE LARGEST CUTTERHEAD IN THE INDUSTRY.

Dimensions that count when chopping

To handle the increased crop volumes from wider pickups and maize attachments the New Holland chopper concept features a cutterhead up to 15% larger in diameter and up to 30% wider than the competition. It consists of two sections of 8, 12 or 16 knives which ensure the highest capacity and chop quality in the widest choice of chop lengths.

up to +15% Larger Diameter



Chopping high volumes

without increasing the crop layer thickness

For increased chopping capacity, spreading the crop over a wider cutting line reduces the crop layer thickness and smoothens the cutting action. On the FR9000 models more crop is spread by the 860mm wide feed rolls which efficiently feed it to the 885mm wide cutterhead: the widest on the market.



Strongest blowing force in any crop

The patented Variflow™ system has been designed to achieve maximum capacity and blowing efficiency from light and dry to heavy and sticky crops. While switching the Variflow™ system from maize position to grass position, the distance between cutterhead and blower is reduced by 60%. This close blower position reduces crop turbulences and material dispersal which eliminates the risk of blockages and plugging.

Powerful blowing

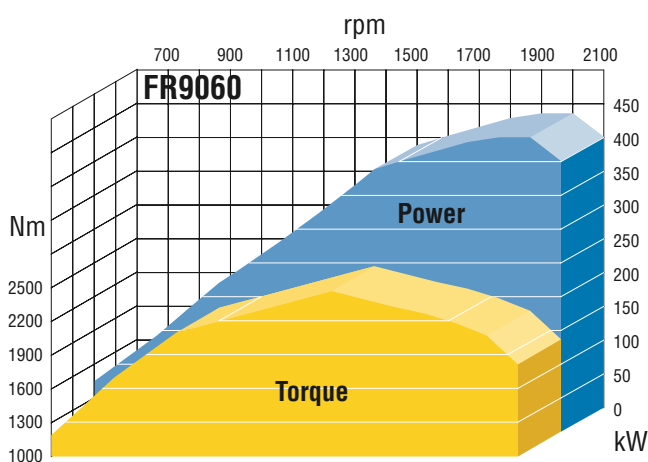
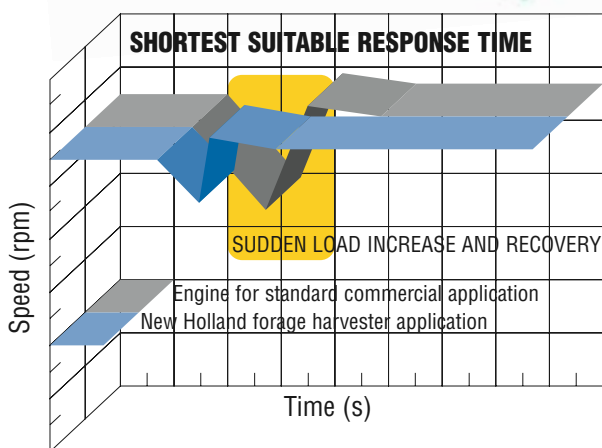
No limitations in the blowing of the chopped material: the spout of the FR9000 models is 330mm wide: the widest available! The maximum height of the spout is 6.40m. which means that it easily fills forage trailers of any size.

Perfect crop flow whatever the crop

Offering unobstructed powerful crop flow the FR9000 models considerably enhance throughput. How? The system's components have been placed with painstaking precision to offer the best/optimum flow. Want more? The new three-position Variflow™ system enables operators to alter the position of the blower depending on the crop being harvested. The system is fitted with 1 maize and 2 grass settings, ensuring lighter crops, for example second cut silage, are processed with unparalleled efficiency.



POWER THAT COUNTS WHEN CHOPPING.



Custom-made engines boost performance

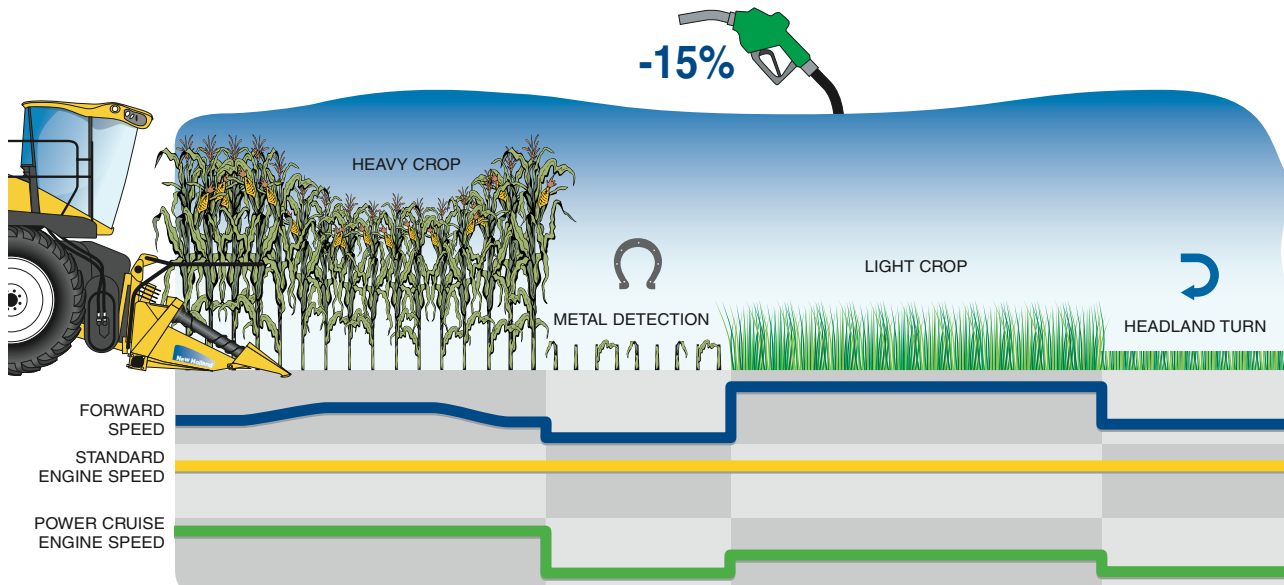
While developing the FR9000 models, the engines, with their advantageous torque and power curve characteristics are set and adjusted for optimum performance in the specific forage harvester application. Unlike engines for standard commercial applications, the FR9000 engine provides an immediate and quick response to any rpm reduction caused by the operating load. To achieve this, engine specialists together with New Holland forage harvester experts defined the shortest suitable response time for maximum performance within the applicable emission norms.

Torque and power for the highest throughput

A momentary power demand increase caused by field or crop irregularity, is immediately taken care of by the New Holland FR9000 models and their engines. A torque rise of 25% over a small rpm reduction within the true operating zone from 2100 to 1800rpm, will keep the FR9000 going in even the toughest of conditions. Driving confidence of the highest level! This massive torque rise furthermore translates in an increase of up to 56hp(CV) over a reduction from the 2100rpm rated speed to the maximum power at 2000rpm. This ensures that the dynamic chopping components keep running at high speed for less stress and maximum reliability, while maintaining the highest level of chop quality.

Models	FR9040	FR9050	FR9060	FR9080	FR9090
Engine power* at 2100rpm [kW/hp(CV)]	291/395	343/466	400/544	470/639	565/768
Max. engine power* at 2000rpm [kW/hp(CV)]	312/424	368/500	435/591	504/685	606/824
Power rise from 2100 to 2000rpm [kW/hp(CV)]	21/29	25/34	35/47	34/46	41/56

(*) ISO 14396 - ECE R120



Power Cruise™ II system strives for optimum fuel efficiency and the highest work rate

The Power Cruise™ II system is the next generation of New Holland's new drive concept. The system automatically adapts engine speed and ground speed of the forage harvester, depending on the actual crop load conditions. During periods of reduced engine load, headland turns or during idling, the engine will slow down to improve fuel efficiency. When throughput increases, the engine speed will increase to keep up with the higher work rate. Under full load, the Power Cruise II system will adapt the forager's ground speed at constant engine speed, to reach the highest possible work rate. On high horse power units, a fuel efficiency improvement of up to 15% can be obtained with the new Power Cruise II system.



Full power, even for the largest attachments

All hydrostatic drive components are specified for the highest operational demands. In the standard configuration the crop attachment is driven through the HydroLoc™ feed roll drive. For use with large attachments in demanding crop conditions there is an optional second hydrostatic drive that allows for more power to be transferred to the crop attachment. This also allows adapting the attachment speed independently from the feed rolls.



Traction power in any field

Built with a high ground clearance - up to 14cm higher than competitive models - the FR9000 forage harvester manoeuvres with ease in any field situations. A differential lock is standard and when linked to the optional true mechanical 4 wheel drive makes for a powerful passage through any field conditions.


SINGLE ENGINE TECHNOLOGY.

Designed for efficiency

For maximum power efficiency, the heavy-duty drive line of the FR9000 forage harvester range is based on a single engine power source. The important advantages of this technology include straight-forward power transmissions without a complicated engine coupling requirement. Furthermore, in comparison with twin engine system, a single engine requires less maintenance and its fuel consumption is also lower.


Rugged convenience

The Hydroloc™ chop length adjustment adds to the simple reliability of the FR9000 drivelines. The smooth crop flow avoids peak loads for optimum use of the available power.



Most powerful engine in the harvester industry

The FPT Vector 8 engine on the top Model FR9090 with maximum power at 2000rpm of 606kW [824hp(CV)] provides more power than any other harvester engine on the market. Its “immediate response” characteristics help sustaining unmatched harvesting performances.



Direct drivelines increase efficiency

Unlike competitive designs, all the drivelines on FR9000 start off directly from the gearbox, this is so each one only transfers the power required for its specific function. This parallel system of power transfer greatly adds to the efficiency of the power transmission. The Extra wide 9 HB V-belt that drives the chopper unit on the FR9080 and FR9090 is the strongest in the industry.

Massive power transmission supports supreme chopping

The FR9000's strong drivelines are developed for use with engines that deliver up to 1000hp(CV). The over-dimensioned engine gearbox is designed for this particular application. The driveline set-up has proven to be extremely efficient in terms of power consumption, whatever the crop conditions.

Cutting costs while chopping more.



DESIGNED AND SHAPED TO SAVE MONEY.

Low power requirement for chopping: efficient chopping concept

The largest cutterhead in the industry runs smoothly thanks to its wide cutting line. Spreading the crop over a wider intake reduces the layer thickness and the power requirement for the cutting action.

Inertia of 600kg optimises the use of energy input

The inertia of the heavy cutterhead enhances the flywheel effect to compensate for sudden peak loads. This results in a continuous chopping action and an even engine pace and optimum fuel efficiency. A time saving characteristic of the cutterhead is that its closed construction provides immediate emptying of chopped material. No need to wait: the flow stops after 1 or 2 seconds.



SAVING ON FUEL.

Engineered to save on fuel: Turbo compound engine

New Holland recognises the benefits of the Turbo Compound technology and is the first brand to apply it in agricultural equipment. By using the energy that is left in the exhaust gases leaving the turbo charger, this state of the art technology reduces the fuel consumption by up to 8% with the same engine power. On a high hp engine this means a saving of many litres of fuel. The Turbo compound technology transmits the power directly to the engine crankshaft via a hydrodynamic coupling. It is applied on the FPT Cursor engine of the Model FR9060.



20% less fuel on the road

Tests have revealed that in road traffic, a fuel saving of 20% is achieved, with the application of the Power Cruise™ II driving system. The engine rpm drops automatically to the lowest possible value, with a minimum of 1400rpm, without losing forward speed. On top of the important fuel and money saving, the lower engine speed results in a much quieter and more comfortable drive.

Variflow™ system strongly reduces fuel consumption in grass crops

Reducing the distance between cutterhead and blower by 60% when working in grass, dramatically decreases the power requirement for the blower. Unlike fixed blower concepts, the Variflow™ system maintains the speed of the material, as it is transferred from cutterhead to blower: there is virtually no requirement for re-acceleration of chopped material. Tests have shown that the variable position blower reduces the power requirement with around 30kW[40hp(CV)] when working in grass crops.



MINIMAL MAINTENANCE COSTS.

Built to last

FR9000 forage harvesters have simple drivelines and the maintenance requirements are limited. Accessibility is high enabling easy to carry out service intervals. Filling up with fuel does not require any effort. Driveline reliability is further increased as the belt drive to cutterhead, blower and crop processor, is independent from the power allocated to the HydroLoc™ feeder and attachment drive and to the hydrostatic drive of the harvester. Reduced maintenance and increased lifetime are important advantages for equipment with heavy use in a seasonal structure and they have a favourable impact on the overall running costs!





Keeping bearings alive

When the crop processor is not used, it is out of the crop flow but it is still driven. This continuous running of the bearings will eliminate pitting or other excessive wear otherwise caused by a stationary position in a vibrating assembly.



Variflow™ blower positioning system reduces conversion time

To optimize daily performance in periods when harvesting grass and maize or whole crop are overlapping, the Variflow™ system can change between the two positions in less than 2 minutes by one person without tools. While switching positions there's no need to worry about the belt tension anymore, with New Holland's patented tensioning system ensuring the correct belt tension in both positions. Between crop seasons an optional hoist allows removal of the crop processor in less than 20 minutes.



Easy and cheap to maintain

Less pto shafts and less gear boxes mean less service interventions. Accessibility to the large coolers is easy and a rotary brush removes any dust that enters the radiator compartment. Saving time and money for any service intervals is further achieved thanks to the full access to filters and oil level indicators. The large covers are easily swung out of the way offering a clear view on all servicing locations reducing non-productive time.



Chop quality on demand.

No compromise on chop quality

New Holland recognises the variety of chop length requirements indicated by nutritionists and livestock specialists. Depending on the crop and the feedstuff mixing and distribution system, there are specific needs in terms of chop quality and crop processing. New Holland FR9000 forage harvesters offer exactly what is required whatever the crop and the customer preference.

PRECISE LENGTH OF CUT.

Chop length control at your fingertips

The HydroLoc™ feed roll drive system provides instant and on-the move chop length adjustment to suit your specific requirements. The efficient hydrostatic drive for the feed rolls results in a more consistent chop length thanks to a more uniform crop alignment resulting from an optimum speed synchronisation between attachment and feed rolls.

For perfect silage, the consistent feed roll to cutterhead distance adds to the consistency of the chop length.

Chopping length “à la carte”: a wide choice of the number of knives

Whatever the crop, the FR9000 can have the exact number of knives to provide, in combination with the HydroLoc™, the precise chopping length required.



Number of knives	LOC range (mm)
2x6	8 - 44
2x8	6 - 33
2x12	4 - 22
2x16	3 - 16.5

CONSISTENT CHOP QUALITY.

Cutterhead for energy crops

Even the shortest chop length requirements of the energy crop business can be achieved using an FR9000 equipped with 2x16 knives, this setup is ideal to chop maize for bio gas.

The right proportion of different particle sizes

The sound eating behaviour of animals relies on a consistent mix of short, medium and large particles. For maximum chopping precision, the largest cutterhead in the world has a chevron configuration. Its large width results in a thinner crop layer and a cleaner cut across the full section.



Optimising the cutting precision eliminates maize stalks and long leaves

For high quality fodder, clean and precise cutting is essential. Knives are easily kept sharp with the standard knife sharpening device and the shearbar is correctly adjusted with proven Adjust-O-Matic™ system. Both operations are done from the cab, so that the knives are sharpened and the shearbar is adjusted more frequently. In dry maize, a clean chop between shearbar and knives is further improved by optimizing the knife profile. This is achieved by adding the facility for knife sharpening and shearbar adjustment with the cutterhead running in reverse.

UNIFORM KERNEL PROCESSING.

Maximum precision

For a uniform kernel cracking, the processing rolls on FR9000 models have a full 750mm width. In line with the wide cutterhead the crop is spread over a wide passage thus reducing the layer thickness and allowing a more precise processing. Depending on the kernel characteristics and the processing requirements different roll serrations are available and there is a choice of speed differential configurations. Aggressive kernel processing is possible thanks to its robust, over-sized driveline.



Absolute driving pleasure.



THE ULTIMATE DRIVING CONCEPT.

The new driving concept, specifically designed for forage harvesters optimises the control of the driving speed, and boosts daily output. The Power Cruise™ II system takes the burden out of driving the New Holland FR9000. It ensures that engine speed to transmission ratio is always adjusted to the highest degree of efficiency. The road mode reduces the fuel consumption and the noise when on the road, whilst the field mode increases the work rate.

Front, back, left, right and in between!

The new cab with curved windows all around provides total 360° visibility. The cab doors have not only been designed for great access to the cab but have been shaped to ensure outstanding visibility with any spout position. New Holland FR9000 forage harvesters - Unequalled visibility of the crop in front of the machine, to the side whilst loading and to the rear.



The FR9000 front office

Allowing the FR9000 operator to deliver a top performance during long working days, the high visibility cab is bowl shaped with 360 degrees vision! An air-suspended seat is standard equipment, as is the passenger seat. The right hand console is integrated in the seat assembly. It uses the proven arrangement of the New Holland flagship combine models of the CX8000 and CR9000 ranges. It comprises all vital commands and controls and all important information is readily available on the IntelliView™ III touch screen monitor.



Instructor seat and removable cool box

All models are fitted with a well upholstered instructor seat. For additional comfort, when Automatic Temperature Control (ATC) is fitted, a purpose-designed cool box is included. The latter operates from both 12V and mains power.

BEST IN CLASS CAB DESIGN.



Superb stability when driving on the road

The un-matched on-road stability even with the heaviest attachment and at the highest speed (40kph) is the result of the in-line engine lay-out. The long wheel-base also reduces the need for ballasting.

This construction furthermore provides excellent visibility to the rear of the harvester, as it allows for a lower engine installation.

The FR9000 forage harvester benefits from a reduced turning radius due to an increased steering angle of 55°, this allows a turning radius as small as 6.1m.



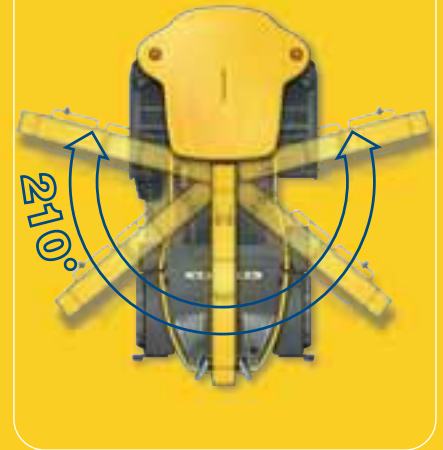
A well informed operator

Permanently operating with the right information is a prerequisite for maximum capacity. The new IntelliView™ III touch screen monitor, also used on the New Holland flagship combines of the CX and CR ranges, has a wide colour screen. It displays all types of information and is also the interface to control and set up certain functionalities. Thanks to the wide touch screen and the use of colour, the information is displayed in a very structured way so that the operator finds what he needs at a glance.

Full protection.

New Holland MetaLoc™ system

For a quick locating and easy removal of a detected metal object, the MetaLoc™ system shows, on the IntelliView™ III monitor, in which section of the feed rolls the detection has been registered. This location indication is even more important on the FR9000 models because of the wide chopping unit. The HydroLoc™ feedroll drive system also ensures an instant response in case of metal detection. The power reverse system on the pick-up automatically lifts the wind-guard and changes the angle of the retractable fingers, for a positive rejecting of the crop.



Automatic functions further increase operator efficiency

A considerable reduction for the need of the operator to intervene adds to operator convenience and efficiency. Automated functions include the synchronisation of the pick-up reel speed with the ground speed and the synchronisation of the auger speed with the feeder speed. Automatic headland functions include lifting the crop attachment and lowering it back to working height and link the header position to the running of the feeder. Also the spout set points, positioning the spout under the same angle when working with the trailer to the right or to the left, add to the ease of operation. These and other automated functions and recorded machine settings increase operator efficiency and reduce down time.

In full control of the crop delivery

The operator has the possibility to direct the crop flow to any practical direction: a full 210 degrees rotation ability adds to the operating comfort.



OUTSTANDING GRASS PICK-UPS AND

Superb sweep of the heaviest windrows

Sweeping fields clean is a fast operation with the New Holland 200FP grass pick-up. Close tine spacing and an auger with retractable fingers are part of the proven technology which ensures the best possible feeding. For a fluent field operation, the speed of the hydraulically driven pick-up reel is synchronised to the ground speed. As an option the pick-up wheels can be moved in and out hydraulically.



For unrivalled ground contour following, the FR9000 crop attachment frame has a built in lateral free float possibility as standard, controlled by two springs. For road transport this free float feature can be locked.



Extend the harvesting potential

To attach combine grain and maize headers an adapter kit is available which includes a hydraulically driven 5th feed roll.



New Holland 200FP Series Grass Pickup

Models	270FP
Working width (m)	3
Retractable finger type auger	○
Paddle type auger	○
Twin roller windguard	○
Hydraulic reel drive	●

● Standard ○ Option



WHOLECROP ATTACHMENTS.

Combine grain headers

The proven New Holland High-Capacity, Extra-Capacity and Varifeed™ grain headers are perfectly suited to harvest cereal crops with the FR9000 forage harvesters. Their characteristics ensure a fluent crop flow for optimum use of the chopping potential.

In rolling field conditions

The Autofloat™ system with hydraulically controlled lateral flotation is available as an option. When operating maize attachments or the combine grain header in rolling field conditions, this lateral flotation system adds a lot to the operator convenience.

New Holland 570FW Discbine

For high speed operation in whole crop, a heavy-duty rotary mower can be fitted. With a working width of 5.50m, the New Holland design includes large knife overlap, hydraulic header tilt and the ShockPRO system with individual disc protection that prevents damage to the gear train.



MAIZE HEADERS AND COPPICE ATTACHMENT.



Massive power for rich crops

New Holland 400FI series maize headers are a powerful link in the high performance maize silage operation. Heavy crops are processed at an impressive pace: the maize headers are a perfect match to the FR9000 capacity.



A perfectly controlled, steady flow of maize stalks

The maize attachment ensures a very regular cutting and guidance of maize stalks of any size, thanks to the combination of step-type intake drums and fast cutting rotor blades. The choice between small and large discs ensures availability of the right configuration for any type of maize crop.

New Holland 400FI series maize headers take any size of maize

Models	420FI	440FI	470FI	490FI
Working width (m)	4.50	6.00	7.50	9.00
Number of maize rows	6	8	10	12
Disc type	Small	Small	Small	Small

High fodder concentrates

Maize cobs produce a high nutritious fodder. When equipped with an adapter kit, the FR9000 can operate a New Holland combine maize header, thus extending the unit's potential.



Row guidance improves comfort and productivity

The optional Automatic row guidance system allows the operator to concentrate on the job in hand. Row sensors permanently monitor the maize row. They provide the information to the electronic system that controls the steering valve.

Short Rotation Coppice

A fast developing woodland management application is based on young trees which are chopped for Bio Fuel. The rugged construction of a standard FR9000 forage harvester is perfectly suited for this application. The new 130FB coppice header uses saw blades to cut trunks with a diameter of up to 15 cm. The trunks are then fed through the cutterhead and reduced to small wood chips, ideal for energy production.



NEW HOLLAND OFFERS SO MUCH MORE.



Protect your crop quality

The silage additive pump, available on the FR9000 range, enables you to preserve the quality of your silage. The 285 litre tank will last throughout a day's harvesting and is controlled via IntelliView™ III touch screen. Simply set the percentage flow of the pump, and the solution is automatically added. What's more, interlocks mean that the system stops when you stop, or during periods of metal detection. The hosing and crop injection nozzle can be mounted in different positions, meaning you can add the additive where you want, to suit your individual needs.

Precise moisture and yield sensing

The new moisture sensing system provides the operator with both a real-time and an average moisture reading on the in-cab IntelliView™ III monitor. Precise yield data is also displayed on the IntelliView™ III, thanks to sensors that are located in the feed roll linkage which analyses crop throughput; this is combined with the machine's forward speed to give accurate yield information. This data can be printed out on the onboard job printer.

BEYOND THE PRODUCT.

Qualified Dealer Technicians give you the most professional technical support

A dealer technician certification programme helps ensure customers get the professional technical support they expect every time. To support this programme New Holland has created an online tool to train and develop the knowledge and skills of all technicians at New Holland dealerships. This online tool enables the technicians to build on the training received during workshops at New Holland's Training Centres and constantly update and develop their knowledge.



Service Plus – Long lasting confidence

Service Plus coverage from Covéa Fleet provides owners of New Holland agricultural machinery with additional cover on the expiry of the manufacturer's contractual warranty. Please ask your dealer for more details. Subject to status and availability. Terms and conditions apply.



We understand your business, we tailor your finance to your needs

CNH Capital, the financial services company of New Holland, has thorough knowledge of the agricultural industry. Every customer is unique, with specific equipment and financial needs. That's why we extend customer service to include tailor-made financial packages. New Holland Dealers and CNH Capital specialists work together to offer you the most advanced agricultural equipment coupled with a flexible and innovative financing solution. With CNH Capital, you have the peace of mind that comes from dealing with a financing company that specialises in agriculture.



DIA

Dealer Installed Accessories

New Holland is a global brand, but recognises that different local conditions mean varying needs. A comprehensive range of approved accessories to optimise machine performance in all conditions can be supplied and fitted by your dealer.

Models	FR9040	FR9050	FR9060	FR9080	FR9090
Engine					
Brand / Type	FPT Cursor 9*	FPT Cursor 13*	FPT Cursor 13TCD*	Caterpillar / C18	FPT Vector 8*
Cylinders / Displacement (n° / litres)	6 in-line / 10.3	6 in-line / 12.9	6 in-line / 12.9	6 in-line / 18	8 in-V / 20.1
Rated power ISO 14396 - ECE R120 at 2100rpm [kW/hp(CV)]	291/395	343/466	400/544	470/639	565/768
Max. power ISO 14396 - ECE R120 at 2000rpm [kW/hp(CV)]	312/424	368/500	435/591	504/685	606/824
Max. torque ISO 14396 - ECE R120 at 1500rpm (Nm)	1820	2145	2470	2939	3533
Fuel tank capacity (standard) (litres)	1100	1100	1100	1100	1100
Additional fuel tank (optional) (litres)	285	285	285	285	285
Feeding					
	HydroLoc™ drive	HydroLoc™ drive	HydroLoc™ drive	HydroLoc™ drive	HydroLoc™ drive
Length of cut adjustment	Infinite	Infinite	Infinite	Infinite	Infinite
Number of feed-rolls (n°)	4	4	4	4	4
Feed opening width (mm)	860	860	860	860	860
MetaLoc™ metal detection with position indication	●	●	●	●	●
Cutterhead					
Cutterhead frame width (mm)	900	900	900	900	900
Cutterhead diameter (mm)	710	710	710	710	710
Cutterhead speed (rpm)	1130	1130	1130	1130	1130
Cuts per minute (2x8 knives) (c/min)	9060	9060	9060	9060	9060
Length of cut range (2x8 knives) (mm)	6 - 33	6 - 33	6 - 33	6 - 33	6 - 33
Cuts per minute (2x12 knives) (c/min)	13600	13600	13600	13600	13600
Length of cut range (2x12 knives) (mm)	4 - 22 (8 - 44 with only 6 knives fitted)				
Cuts per minute (2x16 knives) (c/min)	18100	18100	18100	18100	18100
Length of cut range (2x16 knives) (mm)	3 - 16	3 - 16	3 - 16	3 - 16	3 - 16
Adjust-O-Matic™ shearbar setting	●	●	●	●	●
Automatic knife sharpening system	●	●	●	●	●
Automatic knife sharpening system with reverse drive	○	○	○	○	○
Variflow™ System - Standard					
Shift between crops in under two minutes					
Crop processor					
Roll diameter (mm)	200 / 250	200 / 250	250	250	250
Two-roll system with saw tooth profile (teeth)	77 or 99 / 99 or 126 or 166				
Width crop processor rolls (mm)	750	750	750	750	750
10% speed differential	○	○	○	○	○
22% speed differential	●	●	●	●	●
50% speed differential (whole crop)	○	○	○	○	○
Roll clearance (mm)	1 - 10	1 - 10	1 - 10	1 - 10	1 - 10
Clearance control	Manual / Remote	Manual / Remote	Remote	Remote	Remote
Blower					
Blower housing diameter (mm)	565	565	565	565	565
Blower housing width (mm)	775	775	775	775	775
Spout					
Spout maximum height (mm)	6400	6400	6400	6400	6400
Rotation angle (°)	210	210	210	210	210
Automatic spout functions	●	●	●	●	●
Spout breakaway protection	●	●	●	●	●

Models		FR9040	FR9050	FR9060	FR9080	FR9090
Transmission						
Number of forward gears (remote controlled)	(n°)	4	4	4	4	4
Differential lock		●	●	●	●	●
Mechanical 4WD		○	○	○	○	○
Final drive ratio		11/111	11/111	11/111	11/111	11/111
Max. drive speed at 1400rpm		●	●	●	●	●
40kph		○	○	○	○	○
Cab						
Air suspended seat		●	●	●	●	●
Instructor's seat		●	●	●	●	●
IntelliView™ III touch screen colour monitor with adjustable position		●	●	●	●	●
Up to 3 Viewing Camera's		○	○	○	○	○
Air conditioning		●	●	●	●	●
Automatic climate control with removable coolbox and sun visor		○	○	○	○	○
Heating		●	●	●	●	●
Optimum Cab Noise level - 77/311EEC	(dB(A))	76	76	76	76	76
Dimensions						
Turn radius	(m)	6.1	6.1	6.1	6.1	6.1
A Height on 650/75R32 tyres (**)	(m)	3.78	3.78	3.78	3.78	3.78
B Width on 650/75R32 tyres	(m)	2.98	2.98	2.98	2.98	2.98
C Wheel basis	(m)	3.2	3.2	3.2	3.2	3.2
D Maximum ground clearance (depending on tyre size)	(mm)	560	560	560	560	560
Weight	(kg)	12300	12500	12600	12900	13100

(*) Developed by FPT - Fiat Powertrain Technologies

(**) Traction wheels other than those mentioned are also available depending on the market: 710/75R34, 800/65R32, 900/60R32, 900/60R38, 800/75R32, 710/70R42

● Standard ○ Option – Not Available



NEW HOLLAND TOP SERVICE: CUSTOMER SUPPORT AND CUSTOMER INFORMATION.



TOP AVAILABILITY.
If you need information, or have an out of hours question, ring our toll-free number*. All day, every day, we are just a call away.

TOP SPEED.
Express parts delivery: when you need it, where you need it!

TOP PRIORITY.
Fast-track solution during the season: because your harvest can't wait!

TOP SATISFACTION.
We drive and track the solution you need, keeping you informed: until you are 100% satisfied!



TOP SERVICE

00800 64 111 111

* Calls to the Top Service team are free from landlines in the United Kingdom and Republic of Ireland. UK-based mobile calls are also free, but Republic of Ireland mobile users should call **01 2421881** and this will be charged at your standard network rate.

For more details, ask your New Holland dealer!

AT YOUR OWN DEALER



YOUR SUCCESS - OUR SPECIALTY

Visit our web site for UK: www.newholland.com/uk - for ROI: www.newholland.com/ie

**ASK FOR A
TEST DRIVE!**

The data indicated in this folder are approximate. The models described here can be subjected to modifications without any notice by the manufacturer. The drawings and photos may refer to equipment that is either optional or intended for other countries. Please apply to our Sales Network for any further information. Published by New Holland Brand Communications. Bts Adv. - Printed in Italy - 07/10 - TP01 - (Turin) - 103001/INB