

HP 75-107 | MF5400

The all-new, high performance series from Massey Ferguson



VISION INNOVATION LEADERSHIP QUALITY RELIABILITY SUPPORT PRIDE COMMITMENT



MASSEY FERGUSON



The most accomplished tractor in its class

Nearly 60,000 customers wouldn't disagree. For over nine years now the Massey Ferguson 5400 Series has dominated the agricultural, municipal and contracting sector. While its stealthy new look is sleek and ultra-modern, you need to put this machine to work to really appreciate its raw strength and extraordinary agility.



Outstanding in its field

At Massey Ferguson, we understand the needs of every individual. Whether you are running a large-scale dairy unit or family farm, each feature and optional extra in the MF 5400 Series has been designed specifically to suit your needs.

This is precision machinery and has all the characteristics you'd expect from Massey Ferguson. Powerful and responsive, this new range will adapt immediately to its environment.

High visibility, generous hydraulics and the new MF 900 loader make it perfect in dairy applications. Alternatively, with its high ground clearance, excellent stability, powerful engine and robust chassis, it's an exceptional arable tractor too.

The MF 5400 is straightforward to operate, while the ease of access and comfort makes light work of jumping in and out of the tractor, day in, day out

Whatever your business requires, whatever the job, the MF 5400 range can handle the toughest tasks you can throw at it. Whether mounted with the MF 900 Series front loader, operating a high-capacity mower, pulling a cultivator or hauling trailers, you're guaranteed maximum productivity.

One tough machine - inside and out

The stealthy new look is part of the MF family design. The pivoting, sloping bonnet allows improved access for regular maintenance of the air filter and radiators. Each model boasts a high visibility bonnet and an optional Visio roof can be specified, providing first-rate, all-round visibility. It allows for exceptional forward looking views, especially useful when using a front loader or a front mounted implement. Packing more punch are the latest generation Tier III engines; emissions compliant, fuel efficient and with improved power and torque, the superb Dyna-4 transmission, optional cab suspension and industry-leading loader options.



Optional visio-roof for uncompromised visibility during loader operations.

New loader models with increased lift capacity and new roll back angles offer impressive material handling, particularly when using a bucket implement.

High power and torque with maximum power at 2000 revs increases productivity and reduce fuel consumption.

The loader brackets and loader itself are carefully positioned close to the bonnet so as not to impede access or visibility.

Robust, more adaptive and efficient Dyna-4 transmission with the easy-to-use Power Control lever.

Specifically designed for this tractor, the new rear axle offers electrohydraulic PTO speed selection and electrohydraulic creeper control. Its compact design allows for excellent ground clearance.

Easy connection and disconnection of loader and implement makes the whole operation quick and straightforward.

Fully integrated front axle design. Integrated Front Linkage System (IFLS) provides better stability and control when using front implements. Compact front linkage and front PTO ensures closer attachment of implements and an impressive turning radius.

The **waisted bonnet design** and wide steering angle allows for excellent manoeuvrability, visibility and comfort during loader applications. **Excellent ground clearance** comes from the more compact transaxle, providing improved clearance on rugged terrain and during hay harvesting and crop maintenance.

The loader sub-frame sits smoothly against the tractor chassis. Its integral structure has been carefully designed to provide a good turning angle and easy access for servicing.

Powerful delivery

From the integrated front linkage system, through to the engine, transmission and rear linkage; every part of the MF 5400 driveline is unsurpassed in terms of technology, power and economy.



Model	Torque (Nm)	Engine capacity	Max Power. hp*	Transmission type
MF 5410	310	4.4	75 (55)	Dyna-4/16F/16R
MF 5420	346	4.4	82 (60.4)	Dyna-4/16F/16R
MF 5430	379	4.4	92 (67.7)	Dyna-4/16F/16R
MF 5440	402	4.4	102 (75.1)	Dyna-4/16F/16R
MF 5450	416	4.4	107 (78.8)	Dyna-4/16F/16R

* hp figures - ISO TR14396.

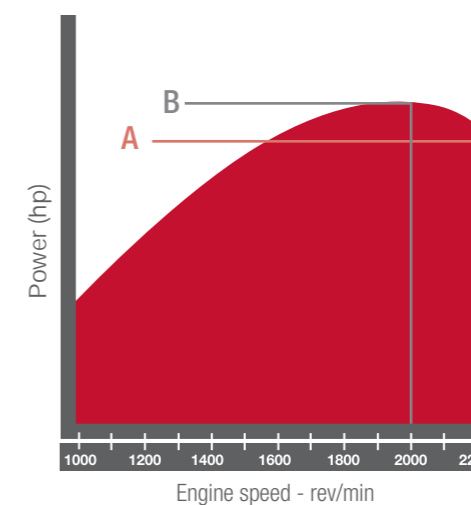


MF 5400 Series tractors have highly responsive engines that offer uncompromised performance and strength. The excellent build quality and latest engine technology guarantees optimum fuel efficiency, maximum power, reliability and longevity.

Precision engine performance

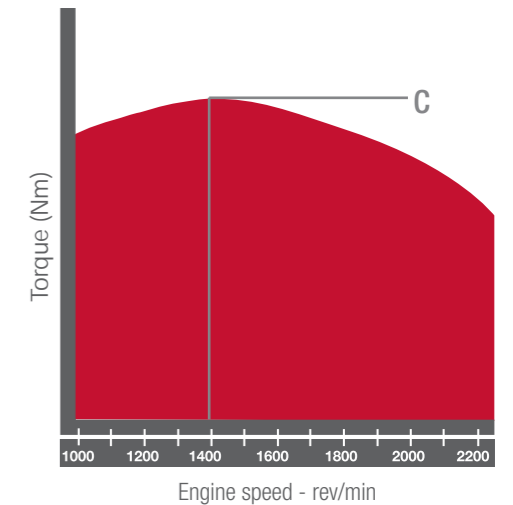
These engines are some of the most frugal in this power sector. The latest mechanically governed engines offer unparalleled raw power and muscular torque characteristics. Mechanical fuel injection ensures quick response and fuel efficiency in all applications.

Maximum power is available at only 2,000 revs/min providing increased power as engine speed drops under load from the rated speed of 2200 revs/min. You'll benefit from a wide range of power from 1600 to 2200 revs/min with high power at lower revs for excellent performance and fuel economy.



High power, with power increase as engine speed falls between 2200 and 2000 rev/min

A: Rated Power
B: Maximum power



Maximum torque remains at 1400 revs/min; the profile of the torque curve provides useable levels of torque right down to 1000 revs/min

C: Maximum torque

Unbeaten design: *Dyna-4* and Power Control

The straightforward & efficient design behind the Dyna-4 transmission continues to impress with incredibly smooth 4-speed, powershift change in each of the four gears, giving you first-rate productivity, everytime.

Dynamic performance comes from the optimised design of the Dyna-4 transmission. Re-engineered specifically for tractors in the 75 hp to 107 hp sector, it maintains all the well known features of the original Dyna-4 such as Power Control, 'pedal-free' operation and 4-speed PowerShift. However, this design ensures a reduction in inertia with a higher percentage of power at the wheels and PTO. Not only are the castings new but much of the internal design and components have changed to provide less inertia. Giving you an extremely lively, work-hungry tractor.

Left-hand control

The left-hand Power Control lever provides convenient forward/reverse shuttle, powershift and range changes and fingertip de-clutching, leaving the right hand free to operate the loader or rear implements.

Right-hand control

Simply move the T-shaped transmission control lever forwards or backwards to change up or down through the four Dynashift ratios. To change range, simply press the range selection button as you move the lever.

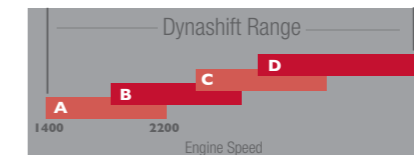
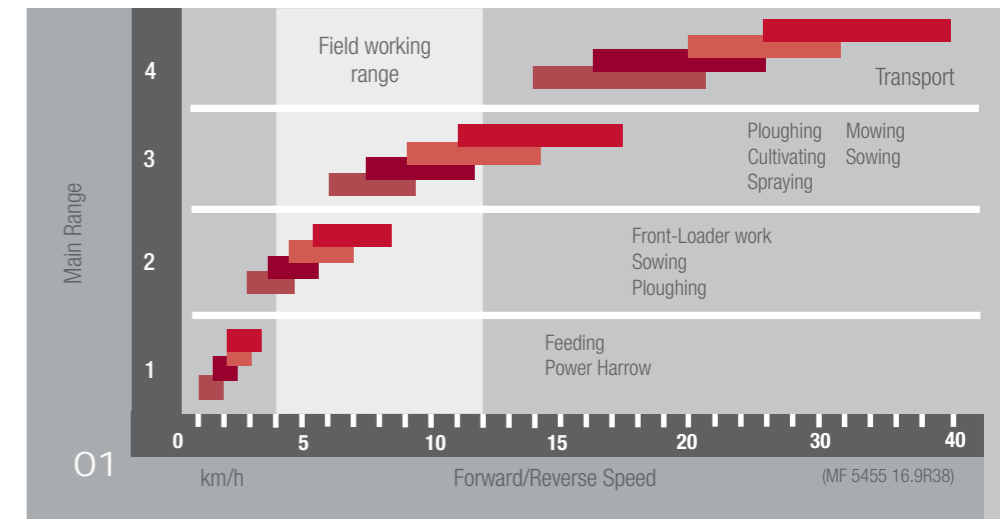
When changing range, Speedmatching automatically selects the correct Dyna-4 ratio to match the tractor's forward speed.

Comfort control

Smooth or fast shuttling – the choice is yours – adjust the Comfort Control knob and you have the perfect tractor for loader work.

Supercreeep

Close control in specialist low-speed tasks is assured with an additional 16 (supercreeep) gears, enabling forward speeds as low as 160m/hr to be achieved.



02

Benefits:

- Optimum field performance, four mechanical range changes provide 16 forward and 16 reverse speeds, all available without having to use the clutch pedal!
- Operation is simple and less repetitive with ergonomically placed controls, reducing operator fatigue and stress
- The left-hand Power Control lever enables convenient and straightforward operation
- For rapid and precise loader work, Comfort Control maintains stability during smooth or fast shuttling
- Speedmatching minimises operator effort and maximises productivity
- Straightforward design and proven, reliable components provide exceptionally smooth operation with strength and longevity




03

01 The Dyna-4 transmission offers four Dynashift changes in each range, excellent ground speed 'overlap' and 40 km/h maximum speed for efficient haulage operations. (40 km/h can be reached with 38, 34 or 30 inches tyres).

02 Simple, multi-function, left-hand Power Control lever.

03 Dyna-4 controls include left- or right-hand gear selection plus variable, operator-controlled forward/reverse shuttle take-up.



Total operating flexibility

The key to reliable, hard-working machinery is to choose a tractor that meets the requirements of today's modern implements and utilises them to their full potential within a wide range of agricultural applications.

The MF 540 Series has excellent lift capacity and loader capability with endless hydraulic potential and PTO specifications to give you total operating flexibility.

Simple, effective hydraulic system

58 litre/min of oil is available for linkage and external hydraulic functions. Plenty of flow and pressure to cater for lifting heavy equipment or powering ancillary accessories.

100 litre 'Combined' flow

Optional on many models: 100 litre/min oil flow is achieved at the flick of a switch, the three-point linkage is 'locked out' and the higher flow is made available to give extra speed and power for loader operation

High efficiency PTO

The PTO stems from a simple driveline giving maximum power transmission. PTO speed selection is electrohydraulic. Rocker switches are conveniently placed in the cab pillar.

PTO Engagement

PTO engagement remains electrohydraulic using the same 3 position safety switch (On, Off, and Lock/Brake). External fender mounted switches are standard for PTO Disengagement.

PTO Features

- Independent 540/540 Economy rev/min as standard
- 540/ 540Economy/1000 rev/min 'economy' offers standard PTO speeds at 1560 engine revs to save fuel and cut production costs
- Electrohydraulic selection switches give optimum convenience to the operator
- PTO STOP button on the rear fender allows the operator to use attached machinery safely and securely from the exterior of the tractor cab
- Optional front PTO available



01



02



03

01. PTO selection switch.

02. Simple PTO control and oil flow switch.

03. Fender-mounted PTO STOP switch for added safety.





The first thing you will notice about the new MF 5400 Series is just how solid it is. It drives with rugged resilience and is extremely manoeuvrable when you need it most. Never lose control and always get where you need to go.

Fade-free braking

The rear axle houses large disc brakes with constant pressure lubrication

Differential locks

- At the touch of a button, simultaneous actuation of front and rear differential locks ensures maximum traction at all times, under all conditions

- The 'Hydralock' differential lock ensures fast, 100% engagement and disengagement with no slippage or loss of power
- Gives true 4-wheel drive when engaged

4-wheel drive axle

- All 4-wheel drive models feature a centre-mounted drive shaft design for excellent ground clearance
- A tight steering angle for manoeuvrability and tight headland turns is guaranteed

Automated control

- 'Transmission Controller' simplifies operation by partially automating a number of frequently used functions
- Including: Differential lock control, PTO control and gearbox range selection

Auxiliary spool valves

Allowing the operator to get the most output from the hydraulic system, a range of auxiliary valve options are available.

- Between two and four mechanically controlled valves can be specified, to ideally meet customer and application requirements

- Optional integrated joystick control is available which will operate additional hydraulic services for loader applications

- Spool valve couplers are conveniently placed to allow quick and easy attachment and detachment of implement hoses

The perfect linkage system

Make light of tough jobs with our heavy-duty, rear linkage. There's a choice of options that suit all applications so our specifications ensure that your tractor has the perfect linkage system to suit your exact requirements.

Highly specified three-point linkage

This new rear linkage has been optimised specifically to complement this size of tractor. It boasts an impressive lift capacity, meaning that heavy-mounted equipment can be lifted with ease.

The rear linkage has electronic linkage control and is equipped with quick attach hook ends, adjustable lift rods and external stabilisers.

Industry-leading Electronic Linkage Control (ELC) as standard

ELC provides precise and responsive control of the linkage functions, ensuring accurate control of the depth of work for soil engaging implements plus working height for non-soil engaging implements.

The controls include the mouse and a simple panel which provide a convenient and simple control of the linkage. Active transport control is also a highly useful standard feature. External lift/lower control is standard on the right and left hand fenders.

The ELC 'mouse' is placed specifically to the right of the operator to provide quick and easy access, allowing precise control of implement depth and lifting and lowering of linkage.

The Electronic Lift Control panel allows straightforward adjustment of other rear linkage functions for enhanced productivity.

Functions include:

- Position/Intermix/Draft control - For precise operation with all types of implement
- Rate of linkage lowering control - For optimum performance and safety, including lock
- Maximum lift height control - Adjust the lift height accurately and protect PTO drive shafts, safeguard both tractor and implement and reduce cycle times during headland turns
- Lift/Lower/Height/Depth control - Allows for precise adjustment and ensures accurate control

- Active Transport Control (ATC) - Provides shock dampening for the rear linkage and protects the tractor during transport of heavy implements, resulting in approved driver comfort

Front linkage

The close coupled front linkage design means that the tractor is compact, which aids stability and manoeuvrability, particularly when working on hillsides.


Compact Integrated Front Linkage

Take full advantage of productivity gains when using both front/rear implement combinations. The new front linkage has a 2,500 kg lift capacity allowing it to lift a variety of implements suitable for this type of tractor.

- Electrical plug integrated in the front casting (standard)
- One set of hydraulic couplers (standard)
- Front PTO and front loader subframe option
- Improved ground clearance enables the tractor to be used in difficult and tough terrain



01




02



03



04



05



01. Greater productivity with front and rear implements

02. Compact Integrated Front Linkage

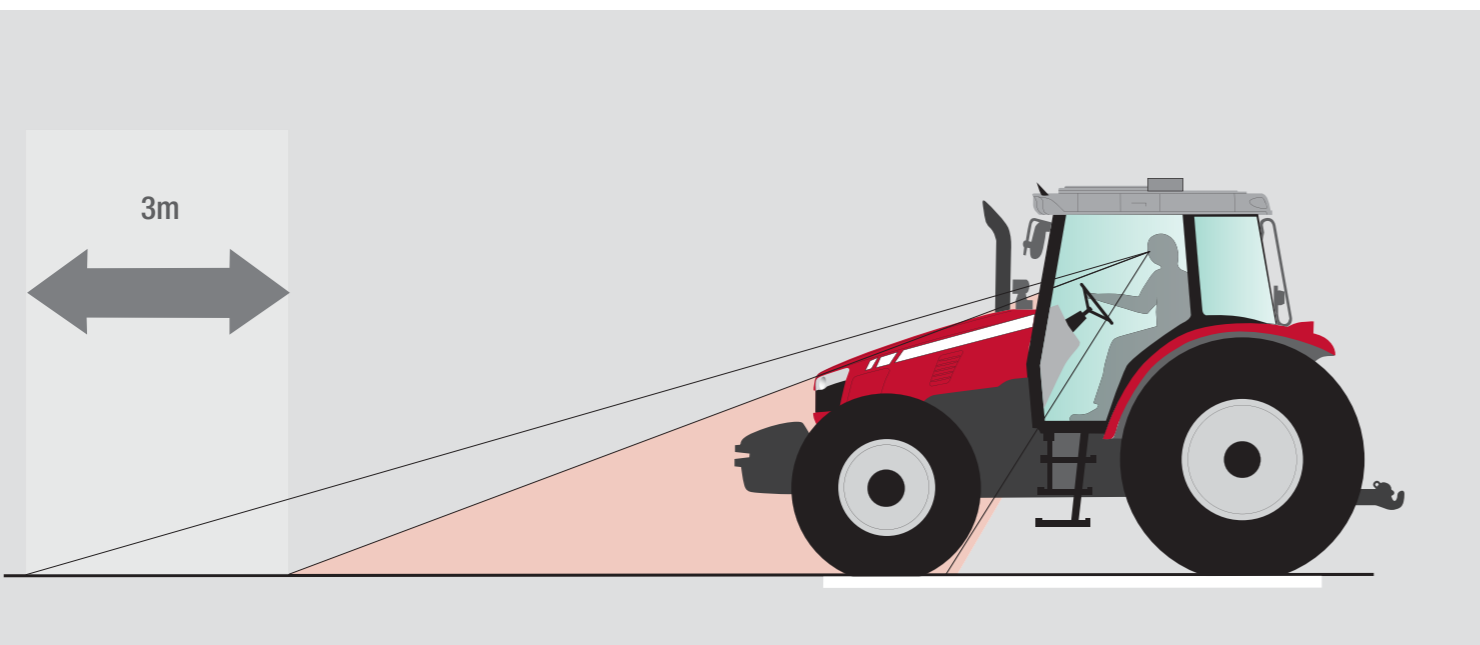
03. Electronic linkage control (ELC) 'mouse'

04. Electronic Lift Control panel for straightforward adjustment of rear linkage functions

05. Fender-mounted lift/lower switches

The best working environment

The key design features of the MF 5400 Series include its distinctive profile; designed for visibility, clarity and comfort. You won't find a more comfortable working environment.



The wide expanse of glass in the cab means you will always have an excellent view from the front, sides and rear. Exceptionally reassuring during loader work or when a rear or side implement is attached.



Your choice...

Depending on your sector, you may be looking for specific functionalities. We offer the following cab types:

Standard cab with two roof options:
 Standard roof
 OR
 Visio roof



Shown here with standard roof with four work lights for extra visibility during evening work.

Low profile cab with three roof options:
 Standard roof
 OR
 Visio roof
 OR
 Slim line roof



Shown here with visio roof. Offering the best visibility during loader work.

Your safety is paramount - inside and out

These tractors are designed to be compact, stable and highly manoeuvrable. They have also been designed for safety. The new Integrated Front Linkage System is compact with excellent ground clearance ensuring safety and stability on hillsides and in mountain applications.



Effortless comfort

Our cab interiors are reassuringly straightforward with low noise levels, plenty of space and great visibility. It's a seriously good place to work.

The cab retains its popular and practical layout, with straightforward controls positioned exactly where you would expect to find them.

Two wide-opening, rear-hinged doors make access easy. There is a choice of mechanical or air suspension seats, both with a comprehensive range of adjustments including of swivel and long, adjustable armrests.

With the optional air suspension seat, at the touch of a lever, accurate adjustment to compensate for driver weight or the terrain is quickly achieved. For further driver comfort an optional lever allows adjustment of the steering column height and tilt. A handy auxiliary seat is also available.

Active Transport Control

Active Transport Control (ATC) is a shock-absorbing system that reduces implement 'bounce', which can occur when driving across the headland or transporting heavy-mounted equipment. ATC is fitted as standard on all MF 5400 Series tractors.



Setting the highest standards in ride quality

Enhanced driver comfort is something that we pay particular attention to. Understandably you'll be spending plenty of time in your tractor, so we offer an optional cab suspension system for higher levels of comfort and safety.



Ideal in: Bale handling - Maintain complete control when handling bales. Driving on rough, uneven ground such as tramlines is made easier and more comfortable.
At: 5 - 20 km/h**



Ideal when: Mowing/tedding/raking and baling - An application that requires a large amount of repetitive driving on uneven ground will benefit greatly from the MF 5400 Series cab suspension.
At: 5 - 15 km/h**



Ideal in: Transportation - Perfectly in control and sitting comfortably
At: 10-40 km/h**



Ideal when: Spraying/fertiliser spreading/cultivation - Work within a safe, productive and stable environment even at higher working speeds.
At: 5-15 km/h**

Our priority is your comfort

The entire MF 5400 Series can be specified with cab suspension as an optional feature on all standard, flat floor cab versions.

The MF 5400's tough yet simple cab suspension will help to reduce driver fatigue and discomfort.

Whichever application you're working in, you can be assured that this simple system requires no operator input and works independently and to its full potential.

Where transporting, mowing and cultivating can be amongst the most arduous and repetitive of tasks, the MF 5400 Series' new cab suspension will cushion the impact of heavy-duty applications that may involve the operator being continuously jolted.

This straightforward cab suspension system consists of silent bloc bushes at the front of the cab and a pair of spring assisted shock absorbers mounted at the rear.

MF 5400 Series tractors: further improving driver comfort by giving a smoother ride and faster, safer transport of mounted equipment. The opposite page shows the range and applications in which the MF 5400 Series cab suspension will work at maximum productivity whilst ensuring your health, safety and comfort at all times.



01 Left-hand front silent bloc

02 Left-hand rear suspension

** Average working speed may vary depending on conditions and attached implements.

The ultimate loader tractor

MF 5400 Series tractors have been designed to work specifically with the MF 900 Series loader. Both are fully integrated at factory source to give you optimum performance and ultimately, the perfect all-purpose tractor.



Low running costs, operator comfort and an effortless working environment make the MF 5400 Series the right choice for any dairy, livestock or arable business. Add to this an optional, factory-fitted, optimum usage loader and you can achieve maximum productivity, whatever the application.

Lock & Go - smarter, better

Work smarter with 'Lock & Go'. A ground-breaking, semi-automatic connection and disconnection system which saves you valuable time when hooking-up loaders. By utilising the combination of a unique sub-frame design, lift cylinders and locking pin, you can attach/detach loaders efficiently and reliably.

Together with the multifunction joystick control levers you can be assured of operational ease and safety with all functions.

A full range of loader implements are available to ensure optimum handling, greater performance and safe operation.

MF 5400: the ultimate loader tractor

- Standard steep-nose bonnet for maximum clearance, manoeuvrability and visibility
- Visio roof - Allows the operator an excellent view of loader operation
- 58 litres/min standard flow
- 100 litres/min optional combined flow
- Dyna-4 transmission with Power Control lever and shuttle control
- Adjustable shuttle progressivity
- Heavy-duty 4WD front axle with hydralock
- 55° max turning angle

MF 900: the ultimate loader

- Robust and efficient construction - ensures maximum output
- Loader sub-frames are designed to allow drive-in attachment - for quick and easy connection
- The semi-automatic 'Lock & Go' system holds the loader rigidly and securely in position
- All hydraulic hoses are safely concealed for protection and greater visibility for the operator
- 'SoftDrive' system (optional) - Innovative shock absorption system is available on all models and ensures stability and comfort on rough terrain and in transport.
- Fit any applications as bale handling, buckets, silage handling and distribution, forks and lifting thanks to a wide range of implements and rapid implement change thanks to optional 'Selectofix'

For more information on MF 900 Series Loaders and implements, pick up a brochure from your local Massey Ferguson dealer.

	MF 900 Series loaders without parallel linkage				MF 900 Series loaders with parallel linkage					
	MF 931	MF 933	MF 941	MF 951	MF 936	MF 938	MF 946	MF 948	MF 949	MF 956

		MF 931	MF 933	MF 941	MF 951	MF 936	MF 938	MF 946	MF 948	MF 949	MF 956
MF 5410		●*	●*	●	●	●*	●*	●	●	●	●
MF 5420		●*	●*	●	●	●*	●*	●	●	●	●
MF 5430		●*	●*	●	●	●*	●*	●	●	●	●
MF 5440		●*	●*	●	●	●*	●*	●	●	●	●
MF 5450		●*	●*	●	●	●*	●*	●	●	●	●
Lift height to pivot pin	m	3.20	3.50	3.75	4.0	3.50	3.50	3.75	3.75	3.90	4.0
Lift capacity at max. height at pivot pin	Kg	1390	2060	2150	2310	1530	1840	1900	2210	1890	2060
Lift capacity ground level at pivot pin	Kg	2310	2690	2810	2920	1920	2270	2400	2770	2220	2520
Max rollback angle	Degrees	44	43.6	43	44.8	44	44	43	43	44	44.8
Max dump angle	Degrees	58	58	59.7	55.5	58	58	59.7	59.7	54.5	55.5

* Loader available for this model only with long bearing box or tyre size maximum 24 inches

Straightforward, intuitive technology

Light bar guidance systems are tried and trusted tools within the agricultural sector, improving efficiency and operating speeds while reducing overlap and extending hours of operation.



System 110 lightbar guidance simplifies key operations for added productivity and efficiency on your farm.

SYSTEM 110

System 110 delivers maximum operating simplicity in a light bar guidance product. With features such as a detachable light bar for optimum 'field of view' placement and a 5" high-visibility colour display that operates in separate 'day' and 'night' modes, System 110 will quickly become the field tool of choice.

Key points

- Simple on-screen set-up
- Sub-meter guidance, upgradeable to automatic steering*
- Quick action keys for simple operation
- On-screen status indicators: Row Number, Speed, and Area Applied
- Interchangeable field views including Overhead, Perspective and North up
- Multiple contour pattern

Features and benefits

GX-45 Console

- Rugged housing, built for the field
- Colour, 5 inch diagonal screen
- Quick action keys for simple operation
- Visual indicators include: area applied, speed, row number and satellite information
- Convenient USB port for data transfer
- Detachable LED light bar for optimum placement in field of view

Easy to Install and Operate

You can be operating in minutes. Lightweight, rugged and portable, System 110 is easy to install with minimal training or instruction.

System 110 allows you to set up configurations such as attached front and rear implements or single and double-trailed hitch points. Plus, the System 110 is simple to move from machine to machine.

*Additional/optional components required

Fast, easy routine maintenance



From the initial high build quality to the world-leading AGCO Parts and Service back-up and ultimately high residual values, everything is in place to reduce overall 'life-time' costs.

Extended service periods

Simple servicing and minimised routine checks are other key areas in reducing down-time. The MF 5400 Series has a number of significant design features; some large, some small, to help make life more simple:

- Large diameter, oil-cooled, multi-plate clutch, for a long service life, with no adjustment required
- Self-adjusting brakes
- Engine oil dipstick and filters are all grouped on the left side of the engine
- Easy access to the battery switch
- Easy access to dual element dry air cleaner
- Excellent accessibility to the engine and cooling pack
- Externally accessible cab air filter
- Ground-level fuel filler means quick, spillage-free refuelling

Ensure a cost effective future for your business

It makes good business sense to plan for the unexpected and where machinery is concerned, there's no price on complete peace-of-mind. Secure your assets with a **manager** Service and Extended Warranty Plan.

manager Service and Extended Warranty Plan* is a complete package aimed at providing total care for your tractor including routine maintenance, repair cover and full AGCO backed warranty. This fully-backed plan will cover critical components such as:

- Engine and transmission
- Hydraulics
- PTO
- Steering
- Electronics
- Cab and controls
- Axles

Assurance for the life of the machine

You can be assured of 'preventative' servicing using the latest technology and professionally trained technicians. With years of experience they are on hand to ensure that your machine runs at optimum performance. All of this will be carried out according to a strict maintenance schedule supplied by Massey Ferguson.

With a **manager** plan and through this 'preventative' servicing, your machine will maintain excellent productivity throughout its long working life. The most important aspect of this package is that you will never incur any unexpected additional costs.

It is possible to cut the cost of maintaining your machine through 'preventative' servicing and maintenance, thereby reducing long-term ownership costs and securing a productive future for your business.

Tailored specifically for you

manager has been designed to cater for your individual needs. Cover is available for up to 5 years or 6,000 hours, depending on your requirements. Available at initial point of sale or, for added flexibility, you can choose to take on a **manager** plan any time up to six months after machine registration.

Your dealer will prepare the servicing plan and can tailor it to last up to a maximum of 10,000 hours.

By choosing a **manager** Service and Extended Warranty Plan, not only are you assured of complete peace-of-mind for you and your business but also a higher residual value for your machinery, full dealer history and genuine AGCO Parts, inside and out.

For more information on the **manager** Service and Extended Warranty Plan, speak to your Massey Ferguson dealer today.



***manager** Service and Extended Warranty Plan may not be available or may be market dependant. Please contact your Massey Ferguson dealer to check availability in your area. Terms and conditions apply.



Customer Support

AGCO Customer Support...providing local service to the global brand

Massey Ferguson is a true global brand with machines operating all over the world, from revolutionary "little grey fergie" tractors to the latest high-tech tractors and combines. Have you ever wondered how we continue to provide industry-leading parts and service support to such a vast array of machines and technologies across the globe?

Behind every Massey Ferguson machine is the powerful aftersales support of AGCO's Customer Support organisation.

Our main aim is to ensure that every machine - old or new - is fully supported locally, offering every Massey Ferguson owner:

- The best service in the industry
- Low cost of ownership
- A reliable and durable machine
- Minimum machine downtime
- A high resale value

State-of-the-art warehousing and logistics from AGCO Parts

Of course, every Massey Ferguson dealer is fully backed-up by the AGCO Customer Support organisation which provides industry-leading parts supply through AGCO Parts' state-of-the-art warehousing and logistics. With outstanding service levels, overnight delivery and inventory covering all Massey Ferguson machines - even those over 10 years old - we only ever supply genuine parts, and we guarantee the right fit, first time.

The right aftersales solution whatever the age of machine

Whatever the age of Massey Ferguson machine, AGCO Customer Support has the right aftersales solution to save time & money, providing appropriate, affordable and reliable servicing and maintenance solutions in every situation.

Practical local support where you need it

AGCO places great emphasis on providing the best service to our Massey Ferguson dealers and this extends beyond the exceptional servicing and maintenance solutions and parts supply:

- Expert training and specialist equipment
- Advanced diagnostic techniques
- Information retrieval technology to communicate the very latest parts and service information
- Highly skilled technical support groups

With aftersales support from AGCO Customer Support, it's not just about supplying a filter or doing an oil change. It's about providing the best solution to our customers' needs, wrapped up with industry-leading parts and service support.

Specifications and dimensions

Engine Performance		MF 5410	MF 5420	MF 5430	MF 5440	MF 5450
Max. hp @ 2000 rpm	⊕ ISO hp (kW)	75 (55)	82 (60.4)	92 (67.7)	102 (75.1)	107 (78.8)
Rated hp @ 2200 rpm	⊕ ISO hp (kW)	75 (55)	80 (58.9)	90 (66.2)	100 (73.6)	105 (77.3)
Max. torque @ 1400 rpm	⊕ Nm	310	346	379	402	416
Specific fuel consumption†	g/kWh	210	210	210	210	210

Engine		MF 5410	MF 5420	MF 5430	MF 5440	MF 5450
Diesel, direct injection	type	1104D-44T	1104D-44T	1104D-44TA	1104D-44TA	1104D-44TA
Aspiration		Turbo	Turbo	Turbo/Intercooled	Turbo/Intercooled	Turbo/Intercooled
Capacity/ no. of cylinders	litre/no.	4.4/4	4.4/4	4.4/4	4.4/4	4.4/4
Exhaust, side-mounted	cab	●	●	●	●	●

Transmission		MF 5410	MF 5420	MF 5430	MF 5440	MF 5450
16F/16R 'Dyna-4' Semi-powershift gearbox with left-hand Power Control. Speedmatching. 40 km/h max speed†		●	●	●	●	●

Power Take-Off (Rear)		MF 5410	MF 5420	MF 5430	MF 5440	MF 5450
Operation and control		Independent, electrohydraulic control				
PTO speed @ engine rpm						
540 (6 spline shaft) @ 1980 rpm		●	●	●	●	●
540 Eco @ 1550 rpm		●	●	●	●	●
1000 PTO @ 2000 rpm		○	○	○	○	○

Front Linkage and Power Take-Off		MF 5410	MF 5420	MF 5430	MF 5440	MF 5450
Linkage lift capacity	kg	2500	2500	2500	2500	2500
PTO operation and control		Independent, electro-hydraulic. 6 spline, 35 mm (13/8in) diameter PTO shaft @ 1000 rpm				

Linkage and Hydraulics		MF 5410	MF 5420	MF 5430	MF 5440	MF 5450
Linkage control		Draft control, height/depth, Intermix, max height, lowering rate, lift/lower switch, active transport control, lift/lower lights				
Lateral adjustment type		Variable float telescopic				
Lower links		Hook ends (cat II)				
Max. oil flow - Stage 1		32 litre/min supplying steering, brakes, gearbox range changes, diff.lock, PTO, 4WD and lubrication				
Max. oil flow - Stage 2		58 litre/min, supplying 3-point linkage, auxiliary hydraulics, trailer brakes				
Twin flow (Option)		Stage 1 pump plus Combined Flow giving 100 litre/min to spool valves				
- Control		Switch on right-hand console, engages flow and 'locks out' linkage				
Combined Max. oil flow available at spool valves	l/min /bar	100/200				
Maximum lift capacity, at link ends,	kg ●	4300	4300	4300	4300	4300
Auxiliary hydraulics	●	2	2	2	2	2
Spool valves	○	3/4	3/4	3/4	3/4	3/4

Steering		MF 5410	MF 5420	MF 5430	MF 5440	MF 5450
Hydrostatic: fixed/adjustable steering column		● /○	● /○	● /○	● /○	● /○

Brakes		MF 5410	MF 5420	MF 5430	MF 5440	MF 5450
Type		Oil-cooled, single plate discs with hydraulic actuation				
Parking brake		Independent disc on transmission, hand lever operated				

● = Standard ○ = Optional
 - = Not applicable/available ⊕ = ISO TR14396

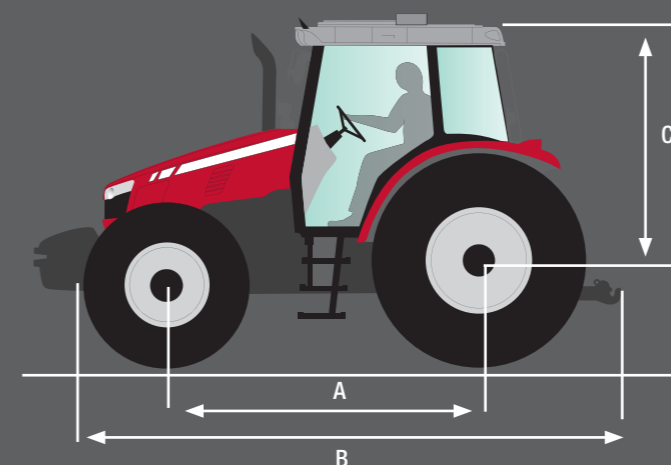
Every effort has been made to ensure that the information contained in this publication is as accurate and current as possible. However, inaccuracies, errors or omissions may occur and details of the specifications may be changed at any time without notice. Therefore, all specifications should be confirmed with your Massey Ferguson Dealer or Distributor prior to any purchase.

4WD Front axle		MF5410	MF 5420	MF 5430	MF 5440	MF 5450
'Hydralock' differential lock		●	●	●	●	●

Wheels and Tyres		MF 5410	MF 5420	MF 5430	MF 5440	MF 5450
Front		●	11.2R24	13.6R24	13.6R24	13.6R24
Rear		●	16.9R30	16.9R34	16.9R34	16.9R34
		○	16.9R34	16.9R38	16.9R38	16.9R38

Operator Area		MF 5410	MF 5420	MF 5430	MF 5440	MF 5450
Steep nose bonnet		●	●	●	●	●
Standard equipment includes:		De-luxe 'flat floor' cab, side exhaust, tinted glass, opening side and rear windows, four-speed fan with heater unit, mechanical swivelling seat, electronic linkage control, 2 spool valves, 2 front and 2 rear work lights, flashing beacon				
Variable equipment includes:		Pneumatic swivelling seat, passenger seat, rear windscreen wash/wipe, additional work lamps, 1 or 2 additional spool valves, hitch viewing mirror, 'Visio' roof, opening front screen, radio/CD/MP3 player, high visibility hitch, Low profile cab				

Weights and Dimensions (approximate, less fuel)		MF 5410	MF 5420	MF 5430	MF 5440	MF 5450
Weight	kg	3700	3800	3800	3800	3900
Overall length from front weight frame to lower links ends (horizontal)	mm	4221	4221	4221	4221	4221
Height (with standard tyres, approximate figure depending on tyre brand, pressure and load)						
Standard cab	mm	2707	2750	2750	2750	2750
Low profile cab and slimline roof	mm	2507	2550	2550	2550	2550
Low profile cab and Visio roof	mm	2627	2670	2670	2670	2670
Wheelbase	mm	2460	2460	2460	2460	2460
Turning circle - radius, less brakes	mm	3.95	3.95	3.95	3.95	3.95
Fuel tank capacity	litre ●	130	130	130	130	130



MF 5410/20/30/40/50	
Wheel drives	4-WD
A-Wheelbase	2460
B - Overall length from front weight frame to rear linkage arms - mm	4221
B - Overall length from front weights to rear linkage arms - mm	4632
B - Overall length from front linkage arms to rear linkage arms - mm	4690
C - Height from rear axle to top of cab with standard roof	
Standard, flat floor cab - mm	2025
Optional Low profile cab - mm	1889
C - Height from rear axle to top of cab with visio roof	
Standard, flat floor cab - mm	2062
Optional Low profile cab - mm	1910
C - Height from rear axle to top of Cab with slimline roof	
Standard, flat floor cab	N/A
Optional Low profile cab - mm	1804
D - Minimum front width - mm	1520
D - Maximum front width - mm	2004
D - Minimum rear width - mm	1533
D - Maximum rear width - mm	2034

MF 5400 highlights

Here's a quick reminder of some of the advanced features of the MF 5400 Series tractor that makes it the superior choice.

- 01 Rugged, high performance engines provide an unrivalled combination of power and economy.
- 02 New and improved Dyna-4 pedal-free transmission makes the MF 5400 Series the perfect loader tractor. 16 forward and 16 reverse speeds ensure the correct gear for every job. Four Dyna-4 ratios provide a wide choice of speeds available under full load.
- 03 The unique Power Control Lever keeps you firmly in control by allowing convenient operation of forward/reverse shuttle, powershift as well as fingertip de-clutching.
- 04 Straightforward operation enables an easy progression from minimum speed to maximum speed with the minimum of driver effort.
- 05 Exceptional power and torque characteristics allied to the efficiency of the Dyna-4 transmission provide superb work outputs with very low fuel consumption.
- 06 New optional cab suspension system improves operator comfort and provides safer transportation of mounted implements.
- 07 Steep-nose bonnet as standard and visio roof available for enhanced visibility in loader applications, making the MF 5400 Series the ultimate loader tractor.
- 08 Highly responsive, powerful hydraulic system copes easily with tough operations

